


(l) (a) Statement showing Shareholding Pattern

|   |  |   |  |
|---|--|---|--|
| Name of the Company :   | Rane Brake Lining Limited  |   |  |
| Quarter Ended:  | September 30, 2013   |   |  |
| Scrip Code:   | Madras Stock Exchange Limited: RANEBRAKE<br>National Stock Exchange of India Limited: RBL<br>Bombay Stock Exchange Limited: 532987 |   |  |
| Class of security   | Equity   |   |  |
| Partly paid-up shares:-   | No. of partly paid-up shares   | As a % of total no. of partly paid-up shares              | As a % of total no. of shares of the company   |
| Held by promoter / promoter group   | Nil  | Nil   | Nil  |
| Held by public  | Nil  | Nil   | Nil  |
| Total   | Nil  | Nil   | Nil  |
| Outstanding convertible securities  | No. of outstanding securities  | As a % of total no. of outstanding convertible securities | As a % of total no. of shares of the company, assuming full conversion of the convertible securities |
| Held by promoter / promoter group   | Nil  | Nil   | Nil  |
| Held by public  | Nil  | Nil   | Nil  |
| Total   | Nil  | Nil   | Nil  |
| Warrants:-  | No. of warrants  | As a % of total no. of warrants                           | As a % of total no. of shares of the company, assuming full conversion of Warrants                   |
| Held by promoter / promoter group   | Nil  | Nil   | Nil  |
| Held by public  | Nil  | Nil   | Nil  |
| Total   | Nil  | Nil   | Nil  |
| Total paid-up capital of the company, assuming full conversion of warrants and convertible securities   | 79,14,980 equity shares of Rs.10/- each fully paid   |   |  |
| <p>Place: Chennai<br/>Date: October 17, 2013</p> <p style="text-align: right;">For Rane Brake Lining Limited<br/>G. Karthikeyan<br/>Secretary</p> |  |   |  |



Name of the Company : Rane Brake Lining Limited

Quarter Ended: September 30, 2013

Scrip Code:

Madras Stock Exchange Limited: RANEBRAKE

National Stock Exchange of India Limited: RBL

Bombay Stock Exchange Limited: 532987

Class of Security: Equity

| Cat Code | Category of Shareholder  | Number of Shareholders | Total number of shares | Number of shares held in dematerialized form | Total shareholding as a percentage of total number of shares |                            | Shares pledged or otherwise encumbered |                           |
|----------|--|------------------------|------------------------|--|--|----------------------------|--|---------------------------|
|          |  |                        |                        |  | As a percentage of (A+B)                                     | As a percentage of (A+B+C) | Number of Shares                       | As a percentage 9=8/4*100 |
| 1        | 2  | 3                      | 4                      | 5  | 6  | 7                          | 8                                      | 9=8/4*100                 |
| A        | SHAREHOLDINGS OF PROMOTER AND PROMOTER GROUP                   |                        |                        |  |  |                            |  |                           |
| (1)      | Indian   |                        |                        |  |  |                            |  |                           |
| a        | Individual/Hindu Undivided Family                              | 9                      | 450                    | 450  | 0.01   | 0.01                       | -                                      | -                         |
| b        | Central Government/State Government                            |                        |                        |  |  |                            |  |                           |
| c        | Bodies Corporate   | 1                      | 34,38,336              | 34,38,336                                    | 43.44  | 43.44                      | -                                      | -                         |
| d        | Financial Institutions/Banks                                   |                        |                        |  |  |                            |  |                           |
| e        | Any other(specify)   |                        |                        |  |  |                            |  |                           |
|          | SUB TOTAL A(1)   | 10                     | 34,38,786              | 34,38,786                                    | 43.45  | 43.45                      | -                                      | -                         |
| (2)      | Foreign  |                        |                        |  |  |                            |  |                           |
| a        | Individual(Non resident/foreign)                               | 1                      | 19,400                 | 19,400                                       | 0.25   | 0.25                       |  |                           |
| b        | Bodies corporate   | 1                      | 15,95,249              | 15,95,249                                    | 20.15  | 20.15                      |  |                           |
| c        | Institutions   |                        |                        |  |  |                            |  |                           |
| d        | Qualified Foreign Investor                                     |                        |                        |  |  |                            |  |                           |
| e        | Any other(specify)   |                        |                        |  |  |                            |  |                           |
|          | SUB TOTAL A(2)   | 2                      | 16,14,649              | 16,14,649                                    | 20.40  | 20.40                      |  |                           |
|          | Total Shareholding of promoter and Promoter Group(A)=A(1)+A(2) | 12                     | 50,53,435              | 50,53,435                                    | 63.85  | 63.85                      | -                                      | -                         |
| B        | Public Shareholding  |                        |                        |  |  |                            | NA                                     | NA                        |
| (1)      | Institutions   |                        |                        |  |  |                            | NA                                     | NA                        |
| a        | Mutual funds/UTI   | 1                      | 200                    | -  | 0.00   | 0.00                       |  |                           |
| b        | Financial Institutions/Banks                                   | 4                      | 745                    | -  | 0.01   | 0.01                       |  |                           |
| c        | Central Government/State Government                            |                        |                        |  |  |                            |  |                           |
| d        | Venture Capital Funds  |                        |                        |  |  |                            |  |                           |
| e        | Insurance Companies  | 2                      | 7,70,528               | 7,70,528                                     | 9.74   | 9.74                       |  |                           |
| f        | Foreign Institutional Investors                                |                        |                        |  |  |                            |  |                           |
| g        | Foreign Venture Capital Investors                              |                        |                        |  |  |                            |  |                           |
| h        | Qualified Foreign Investor                                     |                        |                        |  |  |                            |  |                           |
| i        | Any other(specify)   |                        |                        |  |  |                            |  |                           |
|          | SUB TOTAL B(1)   | 7                      | 7,71,473               | 7,70,528                                     | 9.75   | 9.75                       |  |                           |



| Cat Code | Category of Shareholder  | Number of Shareholders | Total number of shares | Number of shares held in dematerialized form | Total shareholding as a percentage of total number of shares |                            | Shares pledged or otherwise encumbered |                 |
|----------|--|------------------------|------------------------|--|--|----------------------------|--|-----------------|
|          |  |                        |                        |  | As a percentage of (A+B)                                     | As a percentage of (A+B+C) | Number of Shares                       | As a percentage |
| (2)      | Non-Institutions   |                        |                        |  |  |                            |  |                 |
| a        | Bodies Corporate (Indian/Foreign/Overseas)                                       | 117                    | 1,19,025               | 1,16,936                                     | 1.50   | 1.50                       | NA                                     | NA              |
| b        | Individuals (Resident/NRI/Foreign National)                                      |                        |                        |  |  |                            |  |                 |
| (i)      | Individual shareholders holding Nominal share Capital upto Rs.1 Lakh             | 5751                   | 13,83,602              | 12,12,573                                    | 17.48  | 17.48                      |  |                 |
| (ii)     | Individual shareholders holding Nominal share Capital above Rs.1 Lakh            | 25                     | 5,84,113               | 5,17,969                                     | 7.38   | 7.38                       |  |                 |
| c        | Qualified Foreign Investor   |                        |                        |  |  |                            |  |                 |
| d        | Any other(specify) *****   | 13                     | 3,332                  | 3,332  | 0.04   | 0.04                       |  |                 |
|          | SUB TOTAL B(2)   | 5906                   | 20,90,072              | 18,50,810                                    | 26.40  | 26.40                      |  |                 |
|          | Total Public Share Holding (B)=B(1)+B(2)   | 5913                   | 28,61,545              | 26,21,338                                    | 36.15  | 36.15                      | NA                                     | NA              |
|          | TOTAL (A)+(B)  | 5925                   | 79,14,980              | 76,74,773                                    | 100.00   | 100.00                     | -                                      | -               |
| C        | Shares held by Custodians and against which Depository Receipts have been issued |                        |                        |  |  |                            | NA                                     | NA              |
| (i)      | Promoter and Promoter Group  |                        |                        |  |  |                            |  |                 |
| (ii)     | Public   |                        |                        |  |  |                            |  |                 |
|          | <b>GRAND TOTAL (A)+(B)+(C)</b>   | <b>5925</b>            | <b>79,14,980</b>       | <b>76,74,773</b>                             | <b>100.00</b>  | <b>100.00</b>              |  |                 |


NA - Not Applicable

\*\*\*\*\*

|   |           |              |              |
|---|-----------|--------------|--------------|
| CLEARING MEMBER                           | 2         | 873          | 873          |
| CORPORATE CM/TM - CLIENT MARGIN A/C       | 3         | 600          | 600          |
| CORPORATE CM/TM - CLIENT BENEFICAIARY A/C | 5         | 442          | 442          |
| INDIVIDUAL CM/TM -CLIENT BENEFICIARY A/C  | 1         | 466          | 466          |
| TRUST                                     | 1         | 950          | 950          |
| LLP                                       | 1         | 1            | 1            |
| <b>TOTAL</b>                              | <b>13</b> | <b>3,332</b> | <b>3,332</b> |

Chennai

October 9, 2013



for Rane Brake Lining Limited

*G. Kathikeyan*

G. Kathikeyan  
Secretary

|                     |  |
|---------------------|--|
| Name of the Company | Rane Brake Lining Limited  |
| Quarter Ended       | September 30, 2013   |
| Script Code         | Madras Stock Exchange Limited: RANEBRAKE<br>National Stock Exchange of India Limited: RBL<br>Bombay Stock Exchange Limited: 532987 |
| Class of Security   | Equity   |


**I (b) Statement showing holding of securities (including shares, warrants, convertible securities) of persons belonging to the Category "Promoter and "Promoter Group"**

| Sr. No. | Name of the Shareholder                             | Details of Shares Held |                                       | Encumbered Shares (*) |                          |  | Details of warrants     |   | Details of convertible securities     |   | Total shares (including underlying shares assuming full conversion of warrants and convertible securities) as a % of diluted share capital |
|---------|---|------------------------|---------------------------------------|-----------------------|--------------------------|--|-------------------------|---|---------------------------------------|---|--|
|         |   | No. of Shares held     | As a % of grand total (A) + (B) + (C) | No.                   | As a percentage          | As a % of grand total (A)+(B)+(C) of sub clause (1)(a) | Number of warrants held | As a % total number of warrants of the same class | Number of convertible securities held | As a % total number of convertible securities of the same class |  |
| (I)     | (II)  | (III)                  | (IV)                                  | (V)                   | (VI) = (V) / (III) * 100 | (VII)  | (VIII)                  | (IX)  | (X)                                   | (XI)  | (XII)  |
| 1       | RANE HOLDINGS LTD                                   | 34,38,336              | 43.44                                 | -                     | -                        | -  | -                       | -   | -                                     | -   | -  |
| 2       | NISSHINBO HOLDINGS INC.                             | 15,95,249              | 20.15                                 | -                     | -                        | -  | -                       | -   | -                                     | -   | -  |
| 3       | REKHA SUNDAR  | 19,400                 | 0.25                                  | -                     | -                        | -  | -                       | -   | -                                     | -   | -  |
| 4       | PUSHPA LAKSHMAN<br>(Jointly with LAKSHMAN L)        | 50                     | 0.00                                  | -                     | -                        | -  | -                       | -   | -                                     | -   | -  |
| 5       | VINAY LAKSHMAN                                      | 50                     | 0.00                                  | -                     | -                        | -  | -                       | -   | -                                     | -   | -  |
| 6       | LAKSHMAN HARISH                                     | 50                     | 0.00                                  | -                     | -                        | -  | -                       | -   | -                                     | -   | -  |
| 7       | GANESH L<br>(Jointly with MBENAKSHI GANESH)         | 50                     | 0.00                                  | -                     | -                        | -  | -                       | -   | -                                     | -   | -  |
| 8       | MEENAKSHI GANESH<br>(Jointly with GANESH L)         | 50                     | 0.00                                  | -                     | -                        | -  | -                       | -   | -                                     | -   | -  |
| 9       | LAKSHMAN L<br>(Jointly with PUSHPA LAKSHMAN)        | 50                     | 0.00                                  | -                     | -                        | -  | -                       | -   | -                                     | -   | -  |
| 10      | MALAVIKA LAKSHMAN<br>(Jointly with HARISH LAKSHMAN) | 50                     | 0.00                                  | -                     | -                        | -  | -                       | -   | -                                     | -   | -  |
| 11      | APARNA GANESH                                       | 50                     | 0.00                                  | -                     | -                        | -  | -                       | -   | -                                     | -   | -  |
| 12      | ADITYA GANESH                                       | 50                     | 0.00                                  | -                     | -                        | -  | -                       | -   | -                                     | -   | -  |
|         | <b>TOTAL</b>  | <b>50,53,435</b>       | <b>63.85</b>                          | -                     | -                        | -  | -                       | -   | -                                     | -   | -  |

(\*) The term "encumbrance" has the same meaning as assigned to it in regulation 28(3) of the SAST Regulations, 2011.

for Rane Brake Lining Limited

Place: Chennai  
Date: October 17, 2013



G. Karthikeyan


G. Karthikeyan  
Secretary

|                     |                                  |           |  |
|---------------------|----------------------------------|-----------|--|
| Name of the Company | Rane Brake Lining Limited        |           |  |
| Quarter Ended       | September 30, 2013               |           |  |
| Scrip Code          | Madras Stock Exchange Limited:   | RANEBRAKE |  |
|                     | National Stock Exchange of India | RBL       |  |
|                     | Bombay Stock Exchange Limited:   | 532987    |  |
| Class of Security   | Equity                           |           |  |

I (c) (i) Statement showing holding of securities (including shares, warrants, convertible securities) of persons belonging to the category "Public" and holding more than 1% of the total number of shares

| Sr. No. | Name of the Shareholder                | Number of Shares held | Shares as a percentage of total number of shares (i.e., Grand Total (A)+(B)+(C) indicated in Statement at para (I)(a) above) | Details of warrants |   | Details of convertible securities     |  | Total shares (including underlying shares assuming full conversion of warrants and convertible securities) as a % of diluted share capital |
|---------|--|-----------------------|--|---------------------|---|---------------------------------------|--|--|
|         |  |                       |  | Number of warrants  | As a % total number of warrants of the same class | Number of convertible securities held | % w.r.t total number of convertible securities of the same class |  |
| 1       | UNITED INDIA INSURANCE COMPANY LIMITED | 4,79,030              | 6.05   | -                   | -   | -                                     | -  | -  |
| 2       | GENERAL INSURANCE CORPORATION OF INDIA | 2,91,498              | 3.68   | -                   | -   | -                                     | -  | -  |
|         | <b>TOTAL</b>                           | <b>7,70,528</b>       | <b>9.74</b>  | <b>-</b>            | <b>-</b>  | <b>-</b>                              | <b>-</b>   | <b>-</b>   |

Place : Chennai  
Date : October 17, 2013



for Rane Brake Lining Limited

G. Karthikeyan

G. Karthikeyan  
Secretary


|                     |                                  |            |  |
|---------------------|----------------------------------|------------|--|
| Name of the Company | Rane Brake Lining Limited        |            |  |
| Quarter Ended       | September 30, 2013               |            |  |
| Scrip Code          | Madras Stock Exchange Limited:   | RANE BRAKE |  |
|                     | National Stock Exchange of India | RBL        |  |
|                     | Bombay Stock Exchange Limited:   | 532987     |  |
| Class of Security   | Equity                           |            |  |

I (c) (ii) Statement showing holding of securities (including shares, warrants, convertible securities) of persons (together with PAC) belonging to the category "Public" and holding more than 5% of the total number of shares of the company

| Sr. No. | Name(s) of the shareholder(s) and the Persons Acting in Concert (PAC) with them | Number of Shares | Shares as a percentage of total number of shares [i.e., Grand Total (A)+(B)+(C) indicated in Statement at para (I)(a) above] | Details of warrants |   | Details of convertible securities     |  | Total shares (including underlying shares assuming full conversion of warrants and convertible securities) as a % of diluted share capital |
|---------|---|------------------|--|---------------------|---|---------------------------------------|--|--|
|         |   |                  |  | Number of warrants  | As a % total number of warrants of the same class | Number of convertible securities held | % w.r.t total number of convertible securities of the same class |  |
| 1       | UNITED INDIA INSURANCE COMPANY LIMITED  | 4,79,030         | 6.05   | -                   | -   | -                                     | -  | -  |
|         | <b>TOTAL</b>  | <b>4,79,030</b>  | <b>6.05</b>  | <b>-</b>            | <b>-</b>  | <b>-</b>                              | <b>-</b>   | <b>-</b>   |

Place : Chennai  
Date : October 17, 2013

for Rane Brake Lining Limited



G. Karthikeyan

G. Karthikeyan  
Secretary

|                     |   |           |
|---------------------|---|-----------|
| Name of the Company | Rane Brake Lining Limited                 |           |
| Quarter Ended       | September 30, 2013                        |           |
| Scrip Code          | Madras Stock Exchange Limited:            | RANEBRAKE |
|                     | National Stock Exchange of India Limited: | RBL       |
|                     | Bombay Stock Exchange Limited:            | 532987    |
| Class of Security   | Equity                                    |           |

**(I)(d) Statement showing details of locked-in shares**

| Sl No. | Name of the shareholder | Category | Number of locked-in shares | Locked-in shares as a percentage of total number of shares [i.e., Grand Total (A)+(B)+(C) indicated in Statement at para (I)(a) above] |
|--------|-------------------------|----------|----------------------------|--|
|        |                         |          |                            |  |
|        |                         |          | NIL                        |  |
|        | <b>Total</b>            |          | -                          | -  |

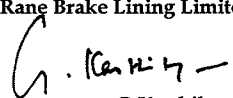

Place : Chennai  
Date : October 17, 2013

for Rane Brake Lining Limited

*G. Karthikeyan*

G. Karthikeyan  
Secretary



| Name of the Company   |   | Rane Brake Lining Limited                       |   |   |
|---|---|---|---|---|
| Quarter Ended   |   | September 30, 2013                              |   |   |
| Scrip Code  |   | Madras Stock Exchange Limited: RANEBRAKE        |   |   |
|   |   | National Stock Exchange of India Limited: RBL   |   |   |
|   |   | Bombay Stock Exchange Limited: 532987           |   |   |
| Class of Security   |   | Equity  |   |   |
| <b>(II) (a) Statement Showing Details Of Depository Receipts (DRS)</b>  |   |   |   |   |
| Sr. No.   | Type of outstanding DR (ADRs, GDRs, SDRs, etc.) | Number of outstanding DRs                       | Number of shares underlying outstanding DRs | Shares underlying outstanding DRs as a percentage of total number of shares [i.e. Grand Total (A)+(B)+(C) indicated in Statement at Para (I) (a) above] |
| NOT APPLICABLE  |   |   |   |   |
| <b>(II) (b) Statement showing holding Of Depository Receipts (Drs), where underlying Shares held by promoter/ promoter group are in excess of 1%of the total number of shares</b> |   |   |   |   |
| Sr. No.   | Name of the DR Holder                           | Type of outstanding DR (ADRs, GDRs, SDRs, etc.) | Number of shares underlying outstanding DRs | Shares underlying outstanding DRs as a percentage of total number of shares [i.e. Grand Total (A)+(B)+(C) indicated in Statement at Para (I) (a) above] |
|   |   |   | NOT APPLICABLE                              |   |
| Place :   |   | Chennai   |   |   |
| Date :  |   | October 17, 2013                                |   |   |
|   |   |   |   | for Rane Brake Lining Limited   |
|   |   |   |   | <br>G Karthikeyan<br>Secretary                                     |
|   |   |   |   |    |