



(l) (a) Statement showing Shareholding Pattern

Name of the Company :		RANE HOLDINGS LIMITED	
Quarter Ended:		December 31, 2012	
Scrip Code:		Bombay Stock Exchange Limited: 505800 National Stock Exchange of India Limited: RANEHOLDIN	
Class of security		Equity Shares	
Partly paid-up shares:-	No. of partly paid-up shares	As a % of total no. of partly paid-up shares	As a % of total no. of shares of the company
Held by promoter , promoter group	Nil	Nil	Nil
Held by public	Nil	Nil	Nil
Total	Nil	Nil	Nil
Outstanding convertible securities	No. of outstanding securities	As a % of total no. of outstanding convertible securities	As a % of total no. of shares of the company, assuming full conversion of the convertible securities
Held by promoter / promoter group	Nil	Nil	Nil
Held by public	Nil	Nil	Nil
Total	Nil	Nil	Nil
Warrants:-	No. of warrants	As a % of total no. of warrants	As a % of total no. of shares of the company, assuming full conversion of Warrants
Held by promoter / promoter group	Nil	Nil	Nil
Held by public	Nil	Nil	Nil
Total	Nil	Nil	Nil
Total paid-up capital of the company, assuming full conversion of warrants and convertible securities	1,42,77,809 equity shares of Rs.10/- each fully paid-up		
for Rane Holdings Limited			
Place: Chennai			
Date: January 17, 2013		 C Siva Secretary	

RANE HOLDINGS LIMITED - SHAREHOLDING PATTERN AS ON 31-DECEMBER-2012
Scrip Code
Bombay Stock Exchange Limited
505800
National Stock Exchange of India Limited
RANEHOLDIN
Class of Security
Equity

Cat Code	Category of Shareholder	Number of Shareholders	Total number of shares	Number of shares held in dematerialized form	Total shareholding as a percentage of total number of shares		Shares pledged or otherwise encumbered	
					As a percentage of (A+B)	As a percentage of (A+B+C)	Number of Shares	As a percentage
I	II	III	IV	V	VI	VII	VIII	IX = VIII / IV *100
A	PROMOTER AND PROMOTER GROUP							
(1)	Indian							
a	Individual/Hindu Undivided Family	20	31,32,737	31,32,737	21.94	21.94	70,000	2.23
b	Central Government/State Government							
c	Bodies Corporate							
d	Financial Institutions/Banks							
e	Any other(specify)							
	SUB TOTAL A(1)	20	31,32,737	31,32,737	21.94	21.94	70,000	2.23
(2)	Foreign							
a	Individual(Non resident/foreign)	6	33,77,662	33,77,662	23.66	23.66	-	-
b	Bodies corporate							
c	Institutions							
d	Qualified Foreign Investor							
e	Any other(specify)							
	SUB TOTAL A(2)	6	33,77,662	33,77,662	23.66	23.66	-	-
	Total Shareholding of promoter and Promoter Group(A)=A(1)+A(2)	26	65,10,399	65,10,399	45.60	45.60	70,000	1.08
B	PUBLIC SHAREHOLDING							
(1)	Institutions							
a	Mutual funds/UTI	6	6,35,048	6,34,898	4.45	4.45		
b	Financial Institutions/Banks	12	6,468	751	0.04	0.04		
c	Central Government/State Government							
d	Venture Capital Funds							
e	Insurance Companies	3	6,79,573	6,79,573	4.76	4.76		
f	Foreign Institutional Investors	1	16,562	16,562	0.12	0.12		
g	Foreign Venture Capital Investors							
h	Qualified Foreign Investor							
i	Any other(specify)							
	SUB TOTAL B(1)	22	13,37,651	13,31,784	9.37	9.37	NA	NA



2

RANE HOLDINGS LIMITED - SHAREHOLDING PATTERN AS ON 31-DECEMBER-2012

Scrip Code

**Bombay Stock Exchange Limited
National Stock Exchange of India Limited
Class of Security**

**505800
RANEHOLDIN
Equity**

Cat Code	Category of Shareholder	Number of Shareholders	Total number of shares	Number of shares held in dematerialized form	Total shareholding as a percentage of total number of shares		Shares pledged or otherwise encumbered	
					As a percentage of (A+B)	As a percentage of (A+B+C)	Number of Shares	As a percentage
I	II	III	IV	V	VI	VII	VIII	IX =VIII / IV *100
(2)	Non-Institutions							
a	Bodies Corporate (Indian/foreign/Overseas)	217	21,06,441	21,01,722	14.75	14.75		
b	Individuals (Resident/NRI/Foreign National)							
(i)	Individual shareholders holding Nominal share Capital upto Rs.1 Lakh	9,396	25,48,729	21,04,711	17.85	17.85		
(ii)	Individual shareholders holding Nominal share Capital above Rs.1 Lakh	71	16,99,885	14,47,995	11.91	11.91		
c	Qualified Foreign Investor							
d	Any other (specify) ***	29	74,704	74,704	0.52	0.52		
	SUB TOTAL B(2)	9,713	64,29,759	57,29,132	45.03	45.03	NA	NA
	Total Public Share Holding (B)=B(1)+B(2)	9,735	77,67,410	70,60,916	54.40	54.40	NA	NA
	TOTAL (A)+(B)	9,761	1,42,77,809	1,35,71,315	100.00	100.00	70,000	0.49
C	Shares held by Custodians and against which Depository Receipts have been issued							
(1)	Promoter and Promoter Group	NIL	NIL	NIL	N.A	N.A	NA	NA
(2)	Public	NIL	NIL	NIL	N.A	N.A	NA	NA
	GRAND TOTAL (A)+(B)+(C)	9,761	1,42,77,809	1,35,71,315	100.00	100.00	70,000	0.49

N.A : Not Applicable

Any Other : ****

LIMITED LIABILITY PARTNERSHIP	2	60,835	60,835
TRUST	4	7,378	7,378
CORPORATE CM/TM - CLIENT MARGIN A/C	5	3,699	3,699
CLEARING MEMBER	7	1,445	1,445
CORPORATE CM/TM - CLIENT BENEFICIARY A/C	10	1,015	1,015
INDIVIDUAL CM/TM - CLIENT BENEFICIARY A/c	1	332	332
Total	29	74,704	74,704



for Rane Holdings Limited

(Signature)

C Siva
Secretary

Place Chennai
Date : January 17, 2013

RANE HOLDINGS LIMITED - SHAREHOLDING PATTERN AS ON 31-December-2012

Scrip Code

Bombay Stock Exchange Limited

505800

National Stock Exchange of India Limited

RANEHOLDIN

Class of Security

Equity

1 (b) Statement showing Shareholding of securities (including shares, warrants, convertible securities) of persons belonging to the category "Promoter and Promoter Group".

SI No.	Name of The Shareholder	Details of Shares held		Encumbered Shares *			Details of warrants		Details of convertible securities		Total shares (including underlying shares assuming full conversion of warrants and convertible securities) as a % of diluted share capital
		No. of Shares held	As a % of grand total (A)+(B) + (C)	Number	As a %	As a % of Grand total (A)+(B)+ (C) of sub clause (1)(a)	Number of warrants held	As a % total number of warrants of the same class	Number of convertible securities held	As a % total number of convertible securities of the same class	
I	II	III	IV	V	VI = (V) / (III) * 100	VII	(VIII)	(IX)	(X)	(XI)	(XII)
1	RAMAN T G G	14,84,056	10.39	-	-	-	-	-	-	-	-
2	GANESH L (Jointly with MEENAKSHI GANESH)	7,03,644	4.93	-	-	-	-	-	-	-	-
3	RATHIKA R SUNDARESAN	6,25,066	4.38	-	-	-	-	-	-	-	-
4	RANJINI R IYER	6,25,065	4.38	-	-	-	-	-	-	-	-
5	GEETHA RAMAN SUBRAMANYAM	6,25,065	4.38	-	-	-	-	-	-	-	-
6	LAKSHMAN L (Jointly with PUSHPA LAKSHMAN)	6,20,455	4.35	70,000	11.28	0.49	-	-	-	-	-
7	MEENAKSHI GANESH (Jointly with GANESH L)	2,98,430	2.09	-	-	-	-	-	-	-	-
8	VANAJA AGHORAM	2,75,635	1.93	-	-	-	-	-	-	-	-
9	LAKSHMAN L(HUF)	2,16,986	1.52	-	-	-	-	-	-	-	-
10	PUSHPA LAKSHMAN (Jointly with LAKSHMAN L)	1,94,846	1.36	-	-	-	-	-	-	-	-
11	GANESH L(HUF)	1,91,907	1.34	-	-	-	-	-	-	-	-
12	SHANTHI NARAYAN	1,35,722	0.95	-	-	-	-	-	-	-	-
13	HARISH LAKSHMAN	1,12,317	0.79	-	-	-	-	-	-	-	-
14	VINAY LAKSHMAN	1,06,698	0.75	-	-	-	-	-	-	-	-
15	ADITYA GANESH	74,781	0.52	-	-	-	-	-	-	-	-
16	APARNA GANESH	68,511	0.48	-	-	-	-	-	-	-	-
17	T G RAMANI	61,452	0.43	-	-	-	-	-	-	-	-
18	LAKSHMAN L	39,620	0.28	-	-	-	-	-	-	-	-
19	REKHA SUNDAR	15,610	0.11	-	-	-	-	-	-	-	-
20	MALAVIKA LAKSHMAN	13,657	0.10	-	-	-	-	-	-	-	-
21	CHITRA SUNDARESAN	12,709	0.09	-	-	-	-	-	-	-	-
22	SUCHITRA NARAYAN	2,979	0.02	-	-	-	-	-	-	-	-
23	PRAVIN KUMAR	2,800	0.02	-	-	-	-	-	-	-	-
24	SUMANT NARAYAN	2,223	0.01	-	-	-	-	-	-	-	-
25	KESHAV HARISH LAKSHMAN	100	0.00	-	-	-	-	-	-	-	-
26	MALAVIKA LAKSHMAN (Jointly with HARISH LAKSHMAN)	65	0.00	-	-	-	-	-	-	-	-
	TOTAL	65,10,399	45.60	70,000	1.08	0.49	-	-	-	-	-

* - The term "encumbrance" has the same meaning as assigned to it in regulation 28(3) of the SAST Regulations, 2011

Place: Chennai
Date: January 17, 2013

for Rane Holdings Limited



C. Siva
Secretary

RANE HOLDINGS LIMITED - SHAREHOLDING PATTERN AS ON 31-December-2012

Scrip Code

Bombay Stock Exchange Limited

505800

National Stock Exchange of India Limited

RANEHOLDIN


Class of Security

Equity

I (C) (i) Statement showing holding of securities (including shares, warrants, convertible securities) of persons belonging to the category "Public" and holding more than 1% of the total number of shares

Sl No.	Name of The Shareholder	No. of Shares held	Shares as percentage of Total No. of Shares (i.e Grand Total (A)+(B)+(C) indicated in statement at para1(a) above	Details of warrants		Details of convertible		Total shares (including underlying shares assuming full conversion of warrants and convertible
				Number of warrants held	As a % total number of warrants of the same class	Number of convertible securities held	% w.r.t total number of convertible securities of the same class	
1	ARES INVESTMENTS	10,00,000	7.00	-	-	-	-	-
2	NISSHINBO HOLDINGS INC.	5,41,125	3.79	-	-	-	-	-
3	UNITED INDIA INSURANCE COMPANY LIMITED	4,31,396	3.02	-	-	-	-	-
4	SUNDARAM MUTUAL FUND A/C SUNDARAM SMILE FUND	3,66,530	2.57	-	-	-	-	-
5	GENERAL INSURANCE CORPORATION OF INDIA	2,18,623	1.53	-	-	-	-	-
6	HSBC PROGRESSIVE THEMES FUND	2,00,000	1.40	-	-	-	-	-
7	KUMARI INVESTMENT CORPORATION PRIVATE LIMITED	1,47,050	1.03	-	-	-	-	-
	TOTAL	29,04,724	20.34	-	-	-	-	-

Place : Chennai
Date : January 17, 2013



for Rane Holdings Limited

(Signature)
C Siva
Secretary

RANE HOLDINGS LIMITED - SHAREHOLDING PATTERN AS ON 31-December-2012

Scrip Code

Bombay Stock Exchange Limited 505800


National Stock Exchange of India Limited RANEHOLDIN

Class of Security Equity

I (C) (ii) Statement showing holding of securities (including shares, warrants, convertible securities) of persons (together with PAC) belonging to the category "Public" and holding more than 5% of the total number of shares of the company

Sl No.	Name of the Shareholder(s) and the Persons Acting in Concert with them	No. of Shares held	Shares as percentage of Total No. of Shares (i.e Grand Total (A)+(B)+(C) indicated in statement at para1(a) above	Details of warrants		Details of convertible securities		Total shares (including underlying shares assuming full conversion of warrants and convertible securities) as a % of diluted share capital
				Number of warrants held	As a % total number of warrants of the same class	Number of convertible securities held	% w.r.t total number of convertible securities of the same class	
1	ARES INVESTMENTS	10,00,000	7.00	-	-	-	-	-
	TOTAL	10,00,000	7.00	-	-	-	-	-

Place : Chennai
Date : January 17, 2013



for Rane Holdings Limited

C Siva
Secretary

RANE HOLDINGS LIMITED - SHAREHOLDING PATTERN AS ON 31-December-2012

Scrip Code

Bombay Stock Exchange Limited

505800

National Stock Exchange of India Limited

RANEHOLDIN

Class of Security


Equity


(I)(d) Statement showing details of locked-in shares

SI No	Name of the shareholder	Number of locked-in shares	Locked-in shares as a percentage of total number of shares {i.e., Grand Total (A)+(B)+(C) indicated in Statement at para (I)(a) above}
N A			
TOTAL			

Place : Chennai
Date : January 17, 2013

for Rane Holdings Limited




C Siva
Secretary

RANE HOLDINGS LIMITED - SHAREHOLDING PATTERN AS ON 31-DECEMBER-2012

Scrip Code

Bombay Stock Exchange Limited

505800

National Stock Exchange of India Limited

RANEHOLDIN

Class of Security

Equity

(II) (a)

STATEMENT SHOWING DETAILS OF DEPOSITORY RECEIPTS (DRS)

Sr. No.	Type of outstanding DR (ADRs, GDRs, SDRs, etc.)	Number of outstanding DRs	Number of shares underlying outstanding DRs	Shares underlying outstanding DRs as a percentage of total number of shares {i.e., Grand Total (A) + (B) + (C) indicated in Statement in para (I) (a) above}
NOT APPLICABLE				

(II) (b)

STATEMENT SHOWING HOLDING OF DEPOSITORY RECEIPTS (DRS), WHERE UNDERLYING SHARES HELD BY PROMOTER AND PROMOTER GROUP ARE IN EXCESS OF 1% OF THE TOTAL NUMBER OF SHARES

Sr. No.	Name of the DR Holder	Type of outstanding DR (ADRs, GDRs, SDRs, etc.)	Number of shares underlying outstanding DRs	Shares underlying outstanding DRs as a percentage of total number of shares {i.e., Grand Total (A) + (B) + (C) indicated in Statement in para (I) (a) above}
NOT APPLICABLE				

for Rane Holdings Limited

Place :

Chennai

Date :

January 17, 2013



C Siva
Secretary