



|  |  |   |  |
|--|--|---|--|
| <b>Name of the Company :</b><br><b>Quarter Ended:</b><br><b>Scrip Code:</b>                                  |  | <b>RANE HOLDINGS LIMITED</b><br><b>June 30, 2015</b><br><b>BSE Limited: 505800</b><br><b>National Stock Exchange of India Limited: RANEHOLDIN</b> |  |
| <b>Class of security</b>   |  | <b>Equity Shares</b>  |  |
| <b>Partly paid-up shares:-</b>   |  | <b>No. of partly paid-up shares</b>   | <b>As a % of total no. of partly paid-up shares</b>              |
| Held by promoter , promoter group  |  | Nil   | Nil  |
| Held by public   |  | Nil   | Nil  |
| <b>Total</b>   |  | <b>Nil</b>  | <b>Nil</b>   |
| <b>Outstanding convertible securities</b>  |  | <b>No. of outstanding securities</b>  | <b>As a % of total no. of outstanding convertible securities</b> |
| Held by promoter / promoter group  |  | Nil   | Nil  |
| Held by public   |  | Nil   | Nil  |
| <b>Total</b>   |  | <b>Nil</b>  | <b>Nil</b>   |
| <b>Warrants:-</b>  |  | <b>No. of warrants</b>  | <b>As a % of total no. of warrants</b>                           |
| Held by promoter / promoter group  |  | Nil   | Nil  |
| Held by public   |  | Nil   | Nil  |
| <b>Total</b>   |  | <b>Nil</b>  | <b>Nil</b>   |
| <b>Total paid-up capital of the company, assuming full conversion of warrants and convertible securities</b> |  | <b>1,42,77,809 equity shares of Rs.10/- each fully paid-up</b>  |  |
| Place: Chennai<br>Date: July 20, 2015  |  | for Rane Holdings Limited<br><br>Siva<br>Secretary           |  |

|                       |  |            |  |
|-----------------------|--|------------|--|
| Name of the Company : | RANE HOLDINGS LIMITED                    |            |  |
| Quarter ended :       | June 30, 2015                            |            |  |
| Scrip Code            | BSE Limited                              | 505800     |  |
|                       | National Stock Exchange of India Limited | RANEHOLDIN |  |
|                       | Class of Security                        | Equity     |  |

| Cat Code | Category of Shareholder   | Number of Shareholders | Total number of shares | Number of shares held in dematerialized form | Total shareholding as a percentage of total number of shares |                            | Shares pledged or otherwise encumbered |                      |
|----------|---|------------------------|------------------------|--|--|----------------------------|--|----------------------|
|          |   |                        |                        |  | As a percentage of (A+B)                                     | As a percentage of (A+B+C) | Number of Shares                       | As a percentage      |
| I        | II  | III                    | IV                     | V  | VI   | VII                        | VIII                                   | IX = VIII / IV * 100 |
| <b>A</b> | <b>PROMOTER AND PROMOTER GROUP</b>                                    |                        |                        |  |  |                            |  |                      |
| (1)      | <b>Indian</b>   |                        |                        |  |  |                            |  |                      |
| a        | Individual/Hindu Undivided Family                                     | 20                     | 32,48,127              | 32,48,127                                    | 22.75  | 22.75                      | -                                      | -                    |
| b        | Central Government/State Government                                   | -                      | -                      | -  | -  | -                          | -                                      | -                    |
| c        | Bodies Corporate  | -                      | -                      | -  | -  | -                          | -                                      | -                    |
| d        | Financial Institutions/Banks  | -                      | -                      | -  | -  | -                          | -                                      | -                    |
| e        | Any other(specify)  | -                      | -                      | -  | -  | -                          | -                                      | -                    |
|          | <b>SUB TOTAL A(1)</b>   | <b>20</b>              | <b>32,48,127</b>       | <b>32,48,127</b>                             | <b>22.75</b>   | <b>22.75</b>               | -                                      | -                    |
| (2)      | <b>Foreign</b>  |                        |                        |  |  |                            |  |                      |
| a        | Individual (Non resident/foreign)                                     | 6                      | 33,77,662              | 33,77,662                                    | 23.66  | 23.66                      | -                                      | -                    |
| b        | Bodies corporate  |                        |                        |  |  |                            |  |                      |
| c        | Institutions  |                        |                        |  |  |                            |  |                      |
| d        | Qualified Foreign Investor  |                        |                        |  |  |                            |  |                      |
| e        | Any other(specify)  |                        |                        |  |  |                            |  |                      |
|          | <b>SUB TOTAL A(2)</b>   | <b>6</b>               | <b>33,77,662</b>       | <b>33,77,662</b>                             | <b>23.66</b>   | <b>23.66</b>               | -                                      | -                    |
|          | <b>Total Shareholding of promoter and Promoter Group(A)=A(1)+A(2)</b> | <b>26</b>              | <b>66,25,789</b>       | <b>66,25,789</b>                             | <b>46.41</b>   | <b>46.41</b>               | -                                      | -                    |
| <b>B</b> | <b>PUBLIC SHAREHOLDING</b>  |                        |                        |  |  |                            |  |                      |
| (1)      | <b>Institutions</b>   |                        |                        |  |  |                            |  |                      |
| a        | Mutual funds/UTI  | 14                     | 11,83,305              | 11,83,155                                    | 8.29   | 8.29                       |  |                      |
| b        | Financial Institutions/Banks  | 7                      | 4,020                  | 361  | 0.03   | 0.003                      |  |                      |
| c        | Central Government/State Government                                   |                        |                        |  |  |                            |  |                      |
| d        | Venture Capital Funds   |                        |                        |  |  |                            |  |                      |
| e        | Insurance Companies   | 3                      | 6,79,573               | 6,79,573                                     | 4.76   | 4.76                       |  |                      |
| f        | Foreign Institutional Investors                                       | 1                      | 16,026                 | 16,026                                       | 0.11   | 0.11                       |  |                      |
| g        | Foreign Venture Capital Investors                                     |                        |                        |  |  |                            |  |                      |
| h        | Qualified Foreign Investor  |                        |                        |  |  |                            |  |                      |
| i        | Any other(specify)  |                        |                        |  |  |                            |  |                      |
|          | <b>SUB TOTAL B(1)</b>   | <b>25</b>              | <b>18,82,924</b>       | <b>18,79,115</b>                             | <b>13.19</b>   |                            |  | NA                   |



|                       |  |            |  |
|-----------------------|--|------------|--|
| Name of the Company : | RANE HOLDINGS LIMITED                    |            |  |
| Quarter ended :       | June 30, 2015                            |            |  |
| Scrip Code            | BSE Limited                              | 505800     |  |
|                       | National Stock Exchange of India Limited | RANEHOLDIN |  |
|                       | Class of Security                        | Equity     |  |


| Cat Code | Category of Shareholder   | Number of Shareholders | Total number of shares | Number of shares held in dematerialized form | Total shareholding as a percentage of total number of shares |                            | Shares pledged or otherwise encumbered |                     |
|----------|---|------------------------|------------------------|--|--|----------------------------|--|---------------------|
|          |   |                        |                        |  | As a percentage of (A+B)                                     | As a percentage of (A+B+C) | Number of Shares                       | As a percentage     |
| I        | II  | III                    | IV                     | V  | VI   | VII                        | VIII                                   | IX = VIII / IV *100 |
| (2)      | <b>Non-Institutions</b>   |                        |                        |  |  |                            |  |                     |
| a        | Bodies Corporate (Indian/foreign/Overseas)  | 181                    | 14,44,550              | 14,41,712                                    | 10.12  | 10.10                      | NA                                     | NA                  |
| b        | <b>Individuals (Resident/NRI/Foreign National)</b>                                      |                        |                        |  |  |                            |  |                     |
| (i)      | Individual shareholders holding Nominal share Capital upto Rs.1 Lakh                    | 8,276                  | 22,85,836              | 19,86,507                                    | 16.01  | 13.91                      | NA                                     | NA                  |
| (ii)     | Individual shareholders holding Nominal share Capital above Rs.1 Lakh                   | 63                     | 18,23,878              | 17,69,584                                    | 12.77  | 12.39                      | NA                                     | NA                  |
| c        | Qualified Foreign Investor  |                        |                        |  |  |                            |  |                     |
| d        | Any other (specify) ***   | 147                    | 2,14,832               | 2,12,622                                     | 1.50   | 1.50                       | NA                                     | NA                  |
|          | <b>SUB TOTAL B(2)</b>   | <b>8,667</b>           | <b>57,69,096</b>       | <b>54,10,425</b>                             | <b>40.40</b>   | <b>37.90</b>               | NA                                     | NA                  |
|          | <b>Total Public Share Holding (B)=B(1)+B(2)</b>   | <b>8,692</b>           | <b>76,52,020</b>       | <b>72,89,540</b>                             | <b>53.59</b>   | <b>53.59</b>               | NA                                     | NA                  |
|          | <b>TOTAL (A)+(B)</b>  | <b>8,718</b>           | <b>1,42,77,809</b>     | <b>1,39,15,329</b>                           | <b>100.00</b>  | <b>100.00</b>              | -                                      | -                   |
| C        | <b>Shares held by Custodians and against which Depository Receipts have been issued</b> |                        |                        |  |  |                            | NA                                     | NA                  |
| (1)      | Promoter and Promoter Group   |                        |                        |  |  |                            |  |                     |
| (2)      | Public  |                        |                        |  |  |                            |  |                     |
|          | <b>GRAND TOTAL (A)+(B)+(C)</b>  | <b>8,718</b>           | <b>1,42,77,809</b>     | <b>1,39,15,329</b>                           | <b>100.00</b>  | <b>100.00</b>              | -                                      | -                   |

N.A : Not Applicable

Any Other : \*\*\*\*\*

|   |            |                 |                 |
|---|------------|-----------------|-----------------|
| Rane Holdings Ltd Unclaimed Shares Suspense Account | 1          | 79,899          | 79,899          |
| Limited Liability Partnership (LLP)                 | 5          | 65,766          | 65,766          |
| Clearing Members                                    | 35         | 9,724           | 9,674           |
| Trust   | 1          | 600             | 600             |
| NRI   | 105        | 58,843          | 56,683          |
| <b>Total</b>  | <b>147</b> | <b>2,14,832</b> | <b>2,12,622</b> |

Place : Chennai  
Date: July 20, 2015




Name of the Company : RANE HOLDINGS LIMITED  
 Quarter ended : June 30, 2015  
 Scrip Code : BSE Limited 505800  
 National Stock Exchange of India Limit RANEHOLDIN  
 Class of Security Equity

I (b) Statement showing Shareholding of securities (including shares, warrants, convertible securities) of persons belonging to the category "Promoter and Promoter Group".

| Sl No. | Name of The Shareholder                          | Details of Shares held |                                     | Encumbered Shares * |                        |  | Details of warrants     |   | Details of convertible securities     |   | Total shares (including underlying shares assuming full conversion of warrants and convertible securities) as a % of diluted share capital |
|--------|--|------------------------|-------------------------------------|---------------------|------------------------|--|-------------------------|---|---------------------------------------|---|--|
|        |  | No. of Shares held     | As a % of grand total (A)+(B) + (C) | Number              | As a %                 | As a % of Grand total (A)+(B)+(C) of sub clause (1)(a) | Number of warrants held | As a % total number of warrants of the same class | Number of convertible securities held | As a % total number of convertible securities of the same class |  |
| I      | II   | III                    | IV                                  | V                   | VI = (V) / (III) * 100 | VII  | (VIII)                  | (IX)  | (X)                                   | (XI)  | (XII)  |
| 1      | RAMAN T G G                                      | 14,84,056              | 10.39                               | -                   | -                      | -  | -                       | -   | -                                     | -   | -  |
| 2      | GANESH L (Jointly with MEENAKSHI GANESH)         | 7,12,196               | 4.99                                | -                   | -                      | -  | -                       | -   | -                                     | -   | -  |
| 3      | LAKSHMAN L (Jointly with PUSHPA LAKSHMAN)        | 6,62,940               | 4.64                                | -                   | -                      | -  | -                       | -   | -                                     | -   | -  |
| 4      | RATHIKA R SUNDARESAN                             | 6,25,066               | 4.38                                | -                   | -                      | -  | -                       | -   | -                                     | -   | -  |
| 5      | RANJINI R IYER                                   | 6,25,065               | 4.38                                | -                   | -                      | -  | -                       | -   | -                                     | -   | -  |
| 6      | GEETHA RAMAN SUBRAMANYAM                         | 6,25,065               | 4.38                                | -                   | -                      | -  | -                       | -   | -                                     | -   | -  |
| 7      | MEENAKSHI GANESH (Jointly with GANESH L)         | 3,05,430               | 2.14                                | -                   | -                      | -  | -                       | -   | -                                     | -   | -  |
| 8      | VANAJA AGHORAM                                   | 2,75,635               | 1.93                                | -                   | -                      | -  | -                       | -   | -                                     | -   | -  |
| 9      | LAKSHMAN L(HUF)                                  | 2,16,986               | 1.52                                | -                   | -                      | -  | -                       | -   | -                                     | -   | -  |
| 10     | PUSHPA LAKSHMAN (Jointly with LAKSHMAN L)        | 1,95,199               | 1.37                                | -                   | -                      | -  | -                       | -   | -                                     | -   | -  |
| 11     | GANESH L(HUF)                                    | 1,91,907               | 1.34                                | -                   | -                      | -  | -                       | -   | -                                     | -   | -  |
| 12     | SHANTHI NARAYAN                                  | 1,35,722               | 0.92                                | -                   | -                      | -  | -                       | -   | -                                     | -   | -  |
| 13     | HARISH LAKSHMAN                                  | 1,24,817               | 0.84                                | -                   | -                      | -  | -                       | -   | -                                     | -   | -  |
| 14     | ADITYA GANESH                                    | 1,14,281               | 0.80                                | -                   | -                      | -  | -                       | -   | -                                     | -   | -  |
| 15     | VINAY LAKSHMAN                                   | 1,06,698               | 0.75                                | -                   | -                      | -  | -                       | -   | -                                     | -   | -  |
| 16     | APARNA GANESH                                    | 68,511                 | 0.48                                | -                   | -                      | -  | -                       | -   | -                                     | -   | -  |
| 17     | T G RAMANI                                       | 61,452                 | 0.43                                | -                   | -                      | -  | -                       | -   | -                                     | -   | -  |
| 18     | LAKSHMAN L                                       | 39,620                 | 0.28                                | -                   | -                      | -  | -                       | -   | -                                     | -   | -  |
| 19     | MALAVIKA LAKSHMAN                                | 18,657                 | 0.13                                | -                   | -                      | -  | -                       | -   | -                                     | -   | -  |
| 20     | REKHA SUNDAR                                     | 15,610                 | 0.11                                | -                   | -                      | -  | -                       | -   | -                                     | -   | -  |
| 21     | CHITRA SUNDARESAN                                | 12,709                 | 0.09                                | -                   | -                      | -  | -                       | -   | -                                     | -   | -  |
| 22     | SUCHITRA NARAYAN                                 | 2,979                  | 0.02                                | -                   | -                      | -  | -                       | -   | -                                     | -   | -  |
| 23     | PRAVIN KUMAR                                     | 2,800                  | 0.02                                | -                   | -                      | -  | -                       | -   | -                                     | -   | -  |
| 24     | SUMANT NARAYAN                                   | 2,223                  | 0.02                                | -                   | -                      | -  | -                       | -   | -                                     | -   | -  |
| 25     | KESHAV HARISH LAKSHMAN                           | 100                    | 0.00                                | -                   | -                      | -  | -                       | -   | -                                     | -   | -  |
| 26     | MALAVIKA LAKSHMAN (Jointly with HARISH LAKSHMAN) | 65                     | 0.00                                | -                   | -                      | -  | -                       | -   | -                                     | -   | -  |
|        | <b>TOTAL</b>                                     | <b>66,25,789</b>       | <b>46.41</b>                        | -                   | -                      | -  | -                       | -   | -                                     | -   | -  |


\* - The term "encumbrance" has the same meaning as assigned to it in regulation 28(3) of the SAST Regulations, 2011

Place: Chennai  
 Date: July 20, 2015




| Name of the Company : | RANE HOLDINGS LIMITED   |                    |   |                         |   |                                       |  |  |
|-----------------------|---|--------------------|---|-------------------------|---|---------------------------------------|--|--|
| Quarter ended :       | June 30, 2015   |                    |   |                         |   |                                       |  |  |
| Scrip Code            | BSE Limited   | 505800             |   |                         |   |                                       |  |  |
|                       | National Stock Exchange of India Limited  | RANEHOLDIN         |   |                         |   |                                       |  |  |
|                       | Class of Security   | Equity             |   |                         |   |                                       |  |  |
| I (C) (i)             | Statement showing holding of securities (including shares, warrants, convertible securities) of persons belonging to the category "Public" and holding more than 1% of the total number of shares |                    |   |                         |   |                                       |  |  |
| Sl No.                | Name of The Shareholder   | No. of Shares held | Shares as percentage of Total No. of Shares (i.e Grand Total (A)+(B)+( C ) indicated in statement at para1(a) above | Details of warrants     |   | Details of convertible securities     |  | Total shares (including underlying shares assuming full conversion of warrants and convertible securities) as a % of diluted share capital |
|                       |   |                    |   | Number of warrants held | As a % total number of warrants of the same class | Number of convertible securities held | % w.r.t total number of convertible securities of the same class |  |
| 1                     | NISSHINBO HOLDINGS INC.   | 5,41,125           | 3.79  | -                       | -   | -                                     | -  | -  |
| 2                     | SUNDARAM MUTUAL FUND A/C SUNDARAM SMILE FUND  | 5,40,336           | 3.78  | -                       | -   | -                                     | -  | -  |
| 3                     | UNITED INDIA INSURANCE COMPANY LIMITED  | 4,31,396           | 3.02  | -                       | -   | -                                     | -  | -  |
| 4                     | ENAM SHARES & SECURITIES PRIVATE LIMITED  | 3,01,541           | 2.11  | -                       | -   | -                                     | -  | -  |
| 5                     | GENERAL INSURANCE CORPORATION OF INDIA  | 2,18,623           | 1.53  | -                       | -   | -                                     | -  | -  |
| 6                     | ANIL KUMAR GOEL   | 2,25,000           | 1.58  | -                       | -   | -                                     | -  | -  |
| 7                     | UTI-MID CAP FUND  | 2,22,255           | 1.56  | -                       | -   | -                                     | -  | -  |
| 8                     | KUMARI INVESTMENT CORPORATION PRIVATE LIMITED   | 1,47,050           | 1.03  | -                       | -   | -                                     | -  | -  |
|                       | <b>TOTAL</b>  | <b>26,27,326</b>   | <b>18.40%</b>   | -                       | -   | -                                     | -  | -  |

Place : Chennai  
Date : July 20, 2015





| Name of the Company : | RANE HOLDINGS LIMITED  |                    |   |                         |   |                                       |  |  |
|-----------------------|--|--------------------|---|-------------------------|---|---------------------------------------|--|--|
| Quarter ended :       | June 30, 2015  |                    |   |                         |   |                                       |  |  |
| <u>Scrip Code</u>     | BSE Limited  | 505800             |   |                         |   |                                       |  |  |
|                       | National Stock Exchange of India Limited   | RANEHOLDIN         |   |                         |   |                                       |  |  |
|                       | Class of Security  | Equity             |   |                         |   |                                       |  |  |
| I (C) (ii)            | Statement showing holding of securities (including shares, warrants, convertible securities) of persons (together with PAC) belonging to the category "Public" and holding more than 5% of the total number of shares of the company |                    |   |                         |   |                                       |  |  |
| Sl No.                | Name of the Shareholder(s) and the Persons Acting in Concert with them   | No. of Shares held | Shares as percentage of Total No. of Shares (i.e Grand Total (A)+(B)+( C ) indicated in statement at para1(a) above | Details of warrants     |   | Details of convertible securities     |  | Total shares (including underlying shares assuming full conversion of warrants and convertible securities) as a % of diluted share capital |
|                       |  |                    |   | Number of warrants held | As a % total number of warrants of the same class | Number of convertible securities held | % w.r.t total number of convertible securities of the same class |  |
| NIL                   |  |                    |   |                         |   |                                       |  |  |
|                       | TOTAL  | -                  | -   | -                       | -   | -                                     | -  | -  |
| Place :               | Chennai  |                    |   |                         |   |                                       |  |  |
| Date :                | July 20, 2015  |                    |   |                         |   |                                       |  |  |



|                              |  |            |  |
|------------------------------|--|------------|--|
| <b>Name of the Company :</b> | RANE HOLDINGS LIMITED                    |            |  |
| <b>Quarter ended :</b>       | June 30, 2015                            |            |  |
| <b>Scrip Code</b>            | BSE Limited                              | 505800     |  |
|                              | National Stock Exchange of India Limited | RANEHOLDIN |  |
|                              | Class of Security                        | Equity     |  |


(II) (a) STATEMENT SHOWING DETAILS OF DEPOSITORY RECEIPTS (DRS)


| Sr. No.        | Type of outstanding DR (ADRs, GDRs, SDRs, etc.) | Number of outstanding DRs | Number of shares underlying outstanding DRs | Shares underlying outstanding DRs as a percentage of total number of shares {i.e., Grand Total (A) + (B) + (C) indicated in Statement in para (I) (a) above} |
|----------------|---|---------------------------|---|--|
| NOT APPLICABLE |   |                           |   |  |
|                |   |                           |   |  |

(II) (b) STATEMENT SHOWING HOLDING OF DEPOSITORY RECEIPTS (DRS), WHERE UNDERLYING SHARES HELD BY PROMOTER AND PROMOTER GROUP ARE IN EXCESS OF 1% OF THE TOTAL NUMBER OF SHARES

| Sr. No.        | Name of the DR Holder | Type of outstanding DR (ADRs, GDRs, SDRs, etc.) | Number of shares underlying outstanding DRs | Shares underlying outstanding DRs as a percentage of total number of shares {i.e., Grand Total (A) + (B) + (C) indicated in Statement in para (I) (a) above} |
|----------------|-----------------------|---|---|--|
| NOT APPLICABLE |                       |   |   |  |
|                |                       |   |   |  |

Place : Chennai  
Date : July 20, 2015



|   |   |   |   |
|---|---|---|---|
| <b>Name of the Company :</b><br><b>Quarter ended :</b><br><b>Scrip Code</b><br><br><b>(l)(d)</b>  | <b>RANE HOLDINGS LIMITED</b><br><br><b>June 30, 2015</b><br><br><b>BSE Limited</b><br><b>National Stock Exchange of India Limited</b><br><b>Class of Security</b><br><b>Statement showing details of locked-in shares</b> |   |   |
|   |   | <b>505800</b><br><b>RANEHOLDIN</b><br><b>Equity</b> |   |
| <b>SI No</b>  | <b>Name of the shareholder</b>  | <b>Number of locked-in shares</b>                   | <b>Locked-in shares as a percentage of total number of shares {i.e., Grand Total (A)+(B)+(C) indicated in Statement at para (l)(a) above}</b> |
| <b>NOT APPLICABLE</b>   |   |   |   |
| <b>TOTAL</b>  |   |   |   |
| <div style="text-align: right; margin-right: 50px;"> <b>for Rane Holdings Limited</b><br/>  </div> |   |   |   |
| <b>Place :</b><br><b>Date :</b>   | <b>Chennai</b><br><b>July 20, 2015</b>  |   |   |