



(I) (a) Statement showing Shareholding Pattern

Name of the Company :	Rane Brake Lining Limited		
Quarter Ended:	March 31, 2015		
Scrip Code:	National Stock Exchange of India Limited: RBL BSE Limited: 532987		
Class of security	Equity		
Partly paid-up shares:-	No. of partly paid-up shares	As a % of total no. of partly paid-up shares	As a % of total no. of shares of the company
Held by promoter / promoter group	Nil	Nil	Nil
Held by public	Nil	Nil	Nil
Total	Nil	Nil	Nil
Outstanding convertible securities	No. of outstanding securities	As a % of total no. of outstanding convertible securities	As a % of total no. of shares of the company, assuming full conversion of the convertible securities
Held by promoter / promoter group	Nil	Nil	Nil
Held by public	Nil	Nil	Nil
Total	Nil	Nil	Nil
Warrants:-	No. of warrants	As a % of total no. of warrants	As a % of total no. of shares of the company, assuming full conversion of Warrants
Held by promoter / promoter group	Nil	Nil	Nil
Held by public	Nil	Nil	Nil
Total	Nil	Nil	Nil
Total paid-up capital of the company, assuming full conversion of warrants and convertible securities	79,14,980 equity shares of Rs.10/- each fully paid		
Place: Chennai			
Date: April 13, 2015			
	For Rane Brake Lining Limited  C Siva Executive VP- Secretarial & Legal		

Name of the Company : Rane Brake Lining Limited

Quarter Ended: March 31, 2015

Scrip Code:

National Stock Exchange of India Limited: RBL

BSE Limited: 532987

Class of Security: Equity

Cat Code	Category of Shareholder	Number of Shareholders	Total number of shares	Number of shares held in dematerialized form	Total shareholding as a percentage of total number of shares		Shares pledged or otherwise encumbered	
					As a percentage of (A+B)	As a percentage of (A+B+C)	Number of Shares	As a percentage 9=8/4*100
1	2	3	4	5	6	7	8	9=8/4*100
A	SHAREHOLDINGS OF PROMOTER AND PROMOTER GROUP							
(1)	Indian							
a	Individual/Hindu Undivided Family	9	450	450	0.01	0.01	-	-
b	Central Government/State Government	-	-	-	-	-	-	-
c	Bodies Corporate	1	36,48,311	36,48,311	46.09	46.09	-	-
d	Financial Institutions/Banks	-	-	-	-	-	-	-
e	Any other(specify)							
	SUB TOTAL A(1)	10	36,48,761	36,48,761	46.10	46.10	-	-
(2)	Foreign							
a	Individual(Non resident/foreign)	1	19,400	19,400	0.25	0.25	-	-
b	Bodies corporate	1	15,95,249	15,95,249	20.15	20.15	-	-
c	Institutions	-	-	-	-	-	-	-
d	Qualified Foreign Investor	-	-	-	-	-	-	-
e	Any other(specify)							
	SUB TOTAL A(2)	2	16,14,649	16,14,649	20.40	20.40		
	Total Shareholding of promoter and Promoter Group(A)=A(1)+A(2)	12	52,63,410	52,63,410	66.50	66.50	-	-
B	Public Shareholding							
(1)	Institutions							
a	Mutual funds/UTI	1	200	-	0.00	0.00		
b	Financial Institutions/Banks	3	645	-	0.01	0.01		
c	Central Government/State Government	-	-	-	-	-	-	-
d	Venture Capital Funds	-	-	-	-	-	-	-
e	Insurance Companies	2	7,70,528	7,70,528	9.74	9.74	-	-
f	Foreign Institutional Investors	1	271	271	0.00	0.00	-	-
g	Foreign Venture Capital Investors	-	-	-	-	-	-	-
h	Qualified Foreign Investor	-	-	-	-	-	-	-
i	Any other(specify)							
	SUB TOTAL B(1)	7	7,71,644	7,70,799	9.75	9.75	-	-



Cat Code	Category of Shareholder	Number of Shareholders	Total number of shares	Number of shares held in dematerialized form	Total shareholding as a percentage of total number of shares		Shares pledged or otherwise encumbered	
					As a percentage of (A+B)	As a percentage of (A+B+C)	Number of Shares	As a percentage
(2)	Non-Institutions							
a	Bodies Corporate (Indian/Foreign/Overseas)	139	88,813	87,188	1.12	1.12	-	-
b	Individuals (Resident/NRI/Foreign National)							
(i)	Individual shareholders holding Nominal share Capital upto Rs.1 Lakh	6050	13,43,072	12,06,360	16.97	16.97	-	-
(ii)	Individual shareholders holding Nominal share Capital above Rs.1 Lakh	16	4,26,231	3,87,563	5.39	5.39	-	-
c	Qualified Foreign Investor							
d	Any other(specify) *****	35	21,810	21,810	0.28	0.28	-	-
	SUB TOTAL B(2)	6240	18,79,926	17,02,921	23.75	23.75	-	-
	Total Public Share Holding (B)=B(1)+B(2)	6247	26,51,570	24,73,720	33.50	33.50	-	-
	TOTAL (A)+(B)	6259	79,14,980	77,37,130	100.00	100.00	-	-
C	Shares held by Custodians and against which Depository Receipts have been issued							
(i)	Promoter and Promoter Group	-	-	-	-	-	-	-
(ii)	Public	-	-	-	-	-	-	-
	GRAND TOTAL (A)+(B)+(C)	6259	79,14,980	77,37,130	100.00	100.00	-	-

NA - Not Applicable

CLEARING MEMBER	11	689	689
CORPORATE CM/TM - CLIENT BENEFICIARY A/C	13	2,453	2,453
CORPORATE CM/TM - CLIENT MARGIN A/C	6	391	391
INDIVIDUAL CM/TM - CLIENT BENEFICIARY A/C	0	-	-
INDIVIDUAL - MARGIN TRADING ACCOUNT	3	1,004	1,004
RANE BRAKE LINING LIMITED-UNCLAIMED SHARES SUSPENSE A/C	1	17272	17,272
LLP	1	1	1
ASSOCIATION OF PERSONS	0	-	-
TOTAL	35	21,810	21,810

Chennai
Date: April 13, 2015

for Rane Brake Lining Limited




C Siva
Executive VP- Secretarial & Legal

Name of the Company	Rane Brake Lining Limited
Quarter Ended	March 31, 2015
Scrip Code	National Stock Exchange of India Limited: RBL BSE Limited: 532987
Class of Security	Equity

I (b) Statement showing holding of securities (including shares, warrants, convertible securities) of persons belonging to the Category
"Promoter and Promoter Group"

Sr. No.	Name of the Shareholder	Details of Shares Held		Encumbered Shares (*)			Details of warrants		Details of convertible securities		Total shares (including underlying shares assuming full conversion of warrants and convertible securities) as a % of diluted share capital
		No. of Shares held	As a % of grand total (A) + (B) + (C)	No.	As a percentage	As a % of grand total (A)+(B)+(C) of sub clause (I)(a)	Number of warrants held	As a % total number of warrants of the same class	Number of convertible securities held	As a % total number of convertible securities of the same class	
(I)	(II)	(III)	(IV)	(V)	(VI) = (V) / (III)* 100	(VII)	(VIII)	(IX)	(X)	(XI)	(XII)
1	RANE HOLDINGS LTD	36,48,311	46.09%	-	-	-	-	-	-	-	-
2	NISSHINBO HOLDINGS INC.	15,95,249	20.15%	-	-	-	-	-	-	-	-
3	REKHA SUNDAR	19,400	0.25%	-	-	-	-	-	-	-	-
4	PUSHPA LAKSHMAN (jointly with LAKSHMAN L)	50	0.00%	-	-	-	-	-	-	-	-
5	VINAY LAKSHMAN	50	0.00%	-	-	-	-	-	-	-	-
6	LAKSHMAN HARISH	50	0.00%	-	-	-	-	-	-	-	-
7	GANESH L (jointly with MEENAKSHI GANESH)	50	0.00%	-	-	-	-	-	-	-	-
8	MEENAKSHI GANESH (jointly with GANESH L)	50	0.00%	-	-	-	-	-	-	-	-
9	LAKSHMAN L (jointly with PUSHPA LAKSHMAN)	50	0.00%	-	-	-	-	-	-	-	-
10	MALAVIKA LAKSHMAN (jointly with HARISH LAKSHMAN)	50	0.00%	-	-	-	-	-	-	-	-
11	APARNA GANESH	50	0.00%	-	-	-	-	-	-	-	-
12	ADITYA GANESH	50	0.00%	-	-	-	-	-	-	-	-
	TOTAL	52,63,410	66.50%	-	-	-	-	-	-	-	-

(*) The term "encumbrance" has the same meaning as assigned to it in regulation 28(3) of the SAST Regulations, 2011.



for Rane Brake Lining Limited

C Siva

Executive VP- Secretarial & Legal

Place: Chennai
Date: April 13, 2015

Name of the Company	Rane Brake Lining Limited
Quarter Ended	March 31, 2015
Scrip Code	National Stock Exchange of India Limited: RBL BSE Limited: 532987
Class of Security	Equity

I (c) (i) Statement showing holding of securities (including shares, warrants, convertible securities) of persons belonging to the category "Public" and holding more than 1% of the total number of shares

Sr. No.	Name of the Shareholder	Number of Shares held	Shares as a percentage of total number of shares [i.e., Grand Total (A)+(B)+(C) indicated in Statement at para (I)(a) above]	Details of warrants		Details of convertible securities		Total shares (including underlying shares assuming full conversion of warrants and convertible securities) as a % of diluted share capital
				Number of warrants	As a % total number of warrants of the same class	Number of convertible securities held	% w.r.t total number of convertible securities of the same class	
1	UNITED INDIA INSURANCE COMPANY LIMITED	4,79,030	6.05	-	-	-	-	-
2	GENERAL INSURANCE CORPORATION OF INDIA	2,91,498	3.68	-	-	-	-	-
	TOTAL	7,70,528	9.74	-	-	-	-	-



for Rane Brake Lining Limited

C Siva

Executive VP- Secretarial & Legal

Place : Chennai
Date : April 13, 2015

Name of the Company	Rane Brake Lining Limited	
Quarter Ended	March 31, 2015	
Scrip Code	National Stock Exchange of India	RBL
	BSE Limited:	532987
Class of Security	Equity	

I (c) (ii) Statement showing holding of securities (including shares, warrants, convertible securities) of persons (together with PAC) belonging to the category "Public" and holding more than 5% of the total number of shares of the company

Sr. No.	Name(s) of the shareholder(s) and the Persons Acting in Concert (PAC) with them	Number of Shares	Shares as a percentage of total number of shares [i.e., Grand Total (A)+(B)+(C) indicated in Statement at para (I)(a) above]	Details of warrants		Details of convertible securities		Total shares (including underlying shares assuming full conversion of warrants and convertible securities) as a % of diluted share capital
				Number of warrants	As a % total number of warrants of the same class	Number of convertible securities held	% w.r.t total number of convertible securities of the same class	
1	UNITED INDIA INSURANCE COMPANY LIMITED	4,79,030	6.05	-	-	-	-	-
	TOTAL	4,79,030	6.05	-	-	-	-	-





for Rane Brake Lining Limited

C Siva

Executive VP- Secretarial & Legal

Place : Chennai
Date : April 13, 2015

Name of the Company		Rane Brake Lining Limited		
Quarter Ended		March 31, 2015		
Scrip Code		National Stock Exchange of India Limited: RBL BSE Limited: 532987		
Class of Security		Equity		
(I)(d) Statement showing details of locked-in shares				
Sl No.	Name of the shareholder	Category	Number of locked-in shares	Locked-in shares as a percentage of total number of shares [i.e., Grand Total (A)+(B)+(C) indicated in Statement at para (I)(a) above]
		NIL		
	Total		-	-
Place: Chennai		for Rane Brake Lining Limited		
Date : April 13, 2015		  C Siva Executive VP- Secretarial & Legal		

Name of the Company	Rane Brake Lining Limited
Quarter Ended	March 31, 2015
Scrip Code	National Stock Exchange of India Limited: RBL
	BSE Limited: 532987
Class of Security	Equity


(II) (a) Statement Showing Details Of Depository Receipts (DRS)				
Sr. No.	Type of outstanding DR (ADRs, GDRs, SDRs, etc.)	Number of outstanding DRs	Number of shares underlying outstanding DRs	Shares underlying outstanding DRs as a percentage of total number of shares (i.e, Grand Total (A)+(B)+(C) indicated in Statement at Para (I) (a) above)

NOT APPLICABLE

(II) (b) Statement showing holding Of Depository Receipts (Drs), where underlying Shares held by promoter/ promoter group are in excess of 1%of the total number of shares				
--	--	--	--	--

Sr. No.	Name of the DR Holder	Type of outstanding DR (ADRs, GDRs, SDRs, etc.)	Number of shares underlying outstanding DRs	Shares underlying outstanding DRs as a percentage of total number of shares (i.e, Grand Total (A)+(B)+(C) indicated in Statement at Para (I) (a) above)
			NOT APPLICABLE	

Place : Chennai
Date : April 13, 2015



for Rane Brake Lining Limited

 C Siva

Executive VP- Secretarial & Legal