

INDEPENDENT AUDITOR'S REPORT

To,
The Members,
Rane T4U Private Limited,
Bengaluru

Report on the Audit of the Financial Statements

Opinion

We have audited the financial statements of **Rane T4U Private Limited** ("the Company"), which comprise the Balance Sheet as at March 31, 2021, the Statement of Profit and Loss (including Other Comprehensive Income), the Statement of Changes in Equity, the Statement of Cash Flows for the year then ended, and notes to the financial statements, including a summary of significant accounting policies and other explanatory information.

In our opinion and to the best of our information and according to the explanations given to us, the aforesaid financial statements give the information required by the Companies Act, 2013 ("the Act") in the manner so required and give a true and fair view in conformity with the Indian Accounting Standards prescribed under section 133 of the Act read with the Companies (Indian Accounting Standards) Rules, 2015, as amended, ("Ind-AS") and other accounting principles generally accepted in India, of the state of affairs of the Company as at March 31, 2021, its loss, total Comprehensive income, changes in equity and its cash flows for the year ended on that date.

Basis for Opinion

We conducted our audit in accordance with the Standards on Auditing (SAs) specified under section 143(10) of the Companies Act, 2013. Our responsibilities under those Standards are further described in the Auditor's Responsibilities for the Audit of the Financial Statements section of our report. We are independent of the Company in accordance with the Code of Ethics issued by the Institute of Chartered Accountants of India (ICAI) together with the ethical requirements that are relevant to our audit of the financial statements under the provisions of the Companies Act, 2013 and the Rules thereunder, and we have fulfilled our other ethical responsibilities in accordance with the requirements and the ICAI's Code of Ethics. We believe that the audit evidence we have obtained is sufficient and appropriate to provide a basis for our audit opinion.



Material uncertainty relating to going concern

We draw attention to Note No. 31.4 to the financial statements which indicates that the Company has incurred a net loss during the year and the accumulated losses at the balance sheet date has exceeded the networth as of that date. Also, its current liabilities are in excess of current assets which indicates that a material uncertainty exists that may cast significant doubt on the ability of the Company to continue as going concern. The management of the Company believes that considering the expected increase in business, there would be reasonable profits in the near future to enable the Company to realise its assets and discharge its liabilities under normal course of its business and in addition there would be continued support from the holding company as and when required. Accordingly, the management has considered it appropriate to prepare these financial statements based on going concern assumption.

Our opinion is not modified in respect of this matter.

Emphasis of Matter

We draw attention to Note No. 31.16 of the financial statements, which describes the currently evaluated impact of COVID-19 on the company's business operations, financial position [assets (including deferred tax assets) and liabilities] and financial results as stated therein.

The management's assessment of the impact on these assets (including deferred tax assets) and liabilities and on the subsequent period in these conditions, is dependent upon the circumstances as they evolve and that the impact may be different from that assessed as at the date of approval of these financial statements.

Our opinion is not modified in respect of the above matter.

Information other than the Financial Statements and Auditor's Report Thereon

The Company's Board of Directors is responsible for the other information. The other information comprises the Board of Directors' report and annexures to that report to be published along with but does not include the financial statements and our auditor's report thereon.

Our opinion on the financial statements does not cover the other information and we do not and will not express any form of assurance conclusion thereon.

In connection with our audit of the financial statements, our responsibility is to read the other information identified above and, in doing so, consider whether the other information is materially inconsistent with the financial statements or our knowledge obtained in the audit, or otherwise appears to be materially misstated. We have read and considered Board of Directors' Report and annexures to that report and have noticed nothing inconsistent.

Responsibility of Management for the Financial Statements

The Company's Board of Directors is responsible for the matters stated in section 134(5) of the Companies Act, 2013 ("the Act") with respect to the preparation and presentation of these financial statements that give a true and fair view of the financial position, financial performance including other comprehensive income, changes in equity and cash flows of the Company in accordance with the accounting principles generally accepted in India, including the Indian Accounting Standards (Ind-AS) specified under Section 133 of the Act, read with relevant rules issued thereafter.

This responsibility also includes the maintenance of adequate accounting records in accordance with the provisions of the Act for safeguarding of the assets of the Company and for preventing and detecting frauds and other irregularities; selection and application of appropriate accounting policies; making judgments and estimates that are reasonable and prudent; and design, implementation and maintenance of adequate internal financial controls that were operating effectively for ensuring the accuracy and completeness of the accounting records, relevant to the preparation and presentation of the financial statements that give a true and fair view and are free from material misstatement, whether due to fraud or error.

In preparing the financial statements, the Board of Directors is responsible for assessing the Company's ability to continue as a going concern, disclosing, as applicable, matters related to going concern and using the going concern basis of accounting unless the Board of Directors either intends to liquidate the Company or to cease operations, or has no realistic alternative but to do so.

The Board of Directors are also responsible for overseeing the Company's financial reporting process.

Auditor's Responsibilities for the Audit of the Financial Statements

Our objectives are to obtain reasonable assurance about whether the financial statements as a whole are free from material misstatement, whether due to fraud or error, and to issue an

auditor's report that includes our opinion. Reasonable assurance is a high level of assurance, but is not a guarantee that an audit conducted in accordance with SAs will always detect a material misstatement when it exists. Misstatements can arise from fraud or error and are considered material if, individually or in the aggregate, they could reasonably be expected to influence the economic decisions of users taken on the basis of these financial statements.

As part of an audit in accordance with SAs, we exercise professional judgment and maintain professional scepticism throughout the audit. We also:

- Identify and assess the risks of material misstatement of the financial statements, whether due to fraud or error, design and perform audit procedures responsive to those risks, and obtain audit evidence that is sufficient and appropriate to provide a basis for our opinion. The risk of not detecting a material misstatement resulting from fraud is higher than for one resulting from error, as fraud may involve collusion, forgery, intentional omissions, misrepresentations, or the override of internal control.
- Obtain an understanding of internal control relevant to the audit in order to design audit procedures that are appropriate in the circumstances. Under section 143(3)(i) of the Companies Act, 2013, we are also responsible for expressing our opinion on whether the Company has adequate internal financial controls system in place and the operating effectiveness of such controls.
- Evaluate the appropriateness of accounting policies used and the reasonableness of accounting estimates and related disclosures made by the management.
- Conclude on the appropriateness of management's use of the going concern basis of accounting and based on the audit evidence obtained, whether a material uncertainty exists related to events or conditions that may cast significant doubt on the Company's ability to continue as a going concern. If we conclude that a material uncertainty exists, we are required to draw attention in our auditor's report to the related disclosures in the financial statements or, if such disclosures are inadequate, to modify our opinion. Our conclusions are based on the audit evidence obtained up to the date of our auditor's report. However, future events or conditions may cause the Company to cease to continue as a going concern.



- Evaluate the overall presentation, structure and content of the financial statements, including the disclosures, and whether the financial statements represent the underlying transactions and events in a manner that achieves fair presentation.

We communicate with those charged with governance regarding, among other matters, the planned scope and timing of the audit and significant audit findings, including any significant deficiencies in internal control that we identify during our audit.

We also provide those charged with governance with a statement that we have complied with relevant ethical requirements regarding independence, and to communicate with them all relationships and other matters that may reasonably be thought to bear on our independence, and where applicable, related safeguards.

Report on Other Legal and Regulatory Requirements

1. As required by the Companies (Auditor's Report) Order, 2016 ("Order") issued by the Central Government of India in terms of sub-section (11) of section 143 of the Companies Act, 2013, we give in the **Annexure A**, a statement on the matters specified in Paragraphs 3 and 4 of the Order.
2. As required by section 143(3) of the Act, we report that:
 - a) We have sought and obtained all the information and explanations which to the best of our knowledge and belief were necessary for the purposes of our audit.
 - b) In our opinion, proper books of account as required by law have been kept by the Company so far as it appears from our examination of those books.
 - c) The Balance Sheet, the Statement of Profit and Loss including other comprehensive Income, the Statement of Changes in equity and Cash Flow Statement dealt with by this report are in agreement with the books of account.
 - d) In our opinion, the aforesaid financial statements comply with the Indian Accounting Standards specified under Section 133 of the Act, read with Rule 7 of Companies (Accounts) Rules, 2014.



- e) On the basis of the written representations received from the directors as on March 31, 2021, taken on record by the Board of Directors, none of the directors is disqualified as on March 31, 2021, from being appointed as a director in terms of Section 164(2) of the Act.
- f) With respect to the adequacy of the internal financial controls over financial reporting of the Company and the operating effectiveness of such controls, refer to our separate report in "**Annexure B**".
- g) With respect to the other matters to be included in the Auditor's Report in accordance with the requirements of section 197(16) of the Act, as amended:
In our opinion and to the best of our information and according to the explanations given to us, the remuneration paid by the Company to its directors during the year is in accordance with the provisions of section 197 of the Act.
- h) With respect to the other matters to be included in the Auditor's report in accordance with Rule 11 of the Companies (Audit and Auditors) Rules, 2014, in our opinion and to the best of our information and according to the explanations given to us:
- i. the Company has disclosed the impact of pending litigations on its financial position in its financial statements.
- ii. the Company has made provision, as required under the applicable law or Indian accounting standards, for material foreseeable losses, if any, on long term contracts including derivative contracts.
- iii. there were no amounts which were required to be transferred to the Investor Education and Protection Fund by the Company.

Place: Bengaluru
Date: May 13, 2021



For **VARMA & VARMA**
Chartered Accountants
FRN 004532S

GEORGY MATHEW
Partner
M No.209645

UDIN: 21209645AAAAFI6080

ANNEXURE A TO THE INDEPENDENT AUDITORS' REPORT

The Annexure referred to in Independent Auditors' Report to the members of the Company on the financial statements of **Rane T4U Private Limited** for the year ended March 31, 2021

- i. a. The Company is maintaining proper records showing full particulars, including quantitative details and situation of property, plant and equipment;
- b. According to the information and explanations provided to us and based on our verification of records maintained and provided to us by the Company, the property, plant and equipment of the Company have been physically verified by the management during the year and no material discrepancies have been noticed on such verification. In our opinion frequency of verification is reasonable.
- c. The Company does not own any immovable property, hence, paragraph 3(i)(c) of the Order is not applicable to the Company.
- ii. According to the information and explanations provided to us and based on our verification of records maintained and provided to us by the Company, the management has conducted physical verification of inventory at reasonable intervals and no material discrepancies have been identified. All discrepancies have been properly dealt with in the books of account.
- iii. According to the information and explanations provided to us and based on our verification of records maintained and provided to us by the Company, the Company has not granted any loans, secured or unsecured to companies, firms, Limited Liability Partnerships or other parties covered in the register maintained under section 189 of the Companies Act, 2013. Therefore, the provisions of clause 3(iii) (a) to 3(iii) (c) of the said Order are not applicable to the Company.
- iv. In our opinion and according to the information and explanations given to us, the Company has complied with the provisions of section 185 and 186 of the Act, with respect to the loans, investments, guarantees and securities.



- v. According to the information and explanations provided to us and based on our verification of records maintained and provided to us by the Company, the Company has not accepted any deposits from the public within the meaning of sections 73 to 76 of the Act and the rules framed there under to the extent notified.
- vi. According to the information and explanations provided to us and based on our verification of records maintained and provided to us by the Company, provisions of section 148 of the Act with regard to maintenance of cost records are not applicable to the Company.
- vii. a. According to the information and explanations provided to us and based on our verification of records maintained and provided to us by the Company, in our opinion, the Company is regular in depositing undisputed statutory dues including provident fund, employees' state insurance, income-tax, goods and services tax, customs duty and any other applicable statutory dues, with the appropriate authorities no material statutory dues were outstanding for more than six months from the due date as at the year end.
- b. According to the information and explanations provided to us and based on our verification of records maintained and provided to us by the Company, there are no statutory dues as at the year-end which have not been deposited on account of any dispute.
- viii. According to the information and explanations provided to us and based on our verification of records maintained and provided to us by the Company, the Company has not defaulted in repayment of loans or borrowings from financial institution or bank or Government and it has not issued any debentures as at the balance sheet date.
- ix. According to the information and explanations provided to us and based on our verification of records maintained and provided to us by the Company, the Company has not raised any money by way of initial public offer or further public offer (including debt instruments). The term loans obtained during the year have been applied for the purposes for which they were obtained.



- x. According to the information and explanations provided to us and based on our verification of records maintained and provided to us by the Company, no frauds by the Company or on the Company by its officers or employees, were noticed or reported during the year.
- xi. According to the information and explanations provided to us and based on our verification of records maintained and provided to us by the Company, the Company has paid/ provided for managerial remuneration in accordance with the requisite approvals mandated by the provisions of section 197 read with Schedule V to the Act.
- xii. According to the information and explanations provided to us and based on our verification of records maintained and provided to us by the Company, the Company is not a Nidhi Company and Nidhi Rules, 2014 are not applicable to it, the provisions of Clause 3(xii) of the Order are not applicable to the Company.
- xiii. According to the information and explanations provided to us and based on our verification of records maintained and provided to us by the Company, the Company has entered into transactions with related parties in compliance with the provisions of Sections 177 and 188 of the Act. The details of such related party transactions have been disclosed in the financial statements as required under Ind-AS 24, Related Party Disclosures specified under section 133 of the Act, read with Rule 4 of the Companies (Indian Accounting standards) Rules, 2015.
- xiv. According to the information and explanations provided to us and based on our verification of records maintained and provided to us by the Company, the Company has made preferential allotment of compulsorily convertible preference shares during the year to existing holders of such shares and the amounts raised have been used for the purposes for which the funds were raised.
- xv. According to the information and explanations provided to us and based on our verification of records maintained and provided to us by the Company, the Company has not entered into any non-cash transactions with directors or persons connected



with them. Accordingly, paragraph 3(xv) of the Order are not applicable to the Company.

- xvi. According to the information and explanations provided to us and based on our verification of records maintained and provided to us by the Company, the Company is not required to be registered under section 45-IA of the Reserve Bank of India Act, 1934. Accordingly, the provisions of clause 3(xvi) of the order are not applicable to the Company.

For **VARMA & VARMA**
Chartered Accountants
FRN 004532S



GEORGY MATHEW
Partner

M No.209645

UDIN: 21209645AAAAFI6080

Place: Bengaluru
Date: May 13, 2021



ANNEXURE - B TO THE INDEPENDENT AUDITORS' REPORT

Report on the Internal Financial Controls under Clause (i) of Sub-section 3 of Section 143 of the Companies Act, 2013 ("the Act")

We have audited the internal financial controls over financial reporting of **Rane T4U Private Limited** as of March 31, 2021 in conjunction with our audit of the financial statements of the Company for the year ended on that date.

Management's Responsibility for Internal Financial Controls

The Company's management is responsible for establishing and maintaining internal financial controls based on the internal control over financial reporting criteria established by the Company considering the essential components of internal control stated in the Guidance Note on Audit of Internal Financial Controls Over Financial Reporting issued by the Institute of Chartered Accountants of India ('ICAI'). These responsibilities include the design, implementation and maintenance of adequate internal financial controls that were operating effectively for ensuring the orderly and efficient conduct of its business, including adherence to Company's policies, the safeguarding of its assets, the prevention and detection of frauds and errors, the accuracy and completeness of the accounting records, and the timely preparation of reliable financial information, as required under the Companies Act, 2013.

Auditor's Responsibility

Our responsibility is to express an opinion on the Company's internal financial controls over financial reporting based on our audit. We conducted our audit in accordance with the Guidance Note on Audit of Internal Financial Controls over Financial Reporting (the "Guidance Note") and the Standards on Auditing, prescribed under section 143(10) of the Companies Act, 2013, to the extent applicable to an audit of internal financial controls, both applicable to an audit of Internal Financial Controls and, both issued by the Institute of Chartered Accountants of India. Those Standards and the Guidance Note require that we comply with ethical requirements and plan and perform the audit to obtain reasonable assurance about whether adequate internal financial controls over financial reporting was established and maintained and if such controls operated effectively in all material respects.



Our audit involves performing procedures to obtain audit evidence about the adequacy of the internal financial controls system over financial reporting and their operating effectiveness. Our audit of internal financial controls over financial reporting included obtaining an understanding of internal financial controls over financial reporting, assessing the risk that a material weakness exists, and testing and evaluating the design and operating effectiveness of internal control based on the assessed risk. The procedures selected depend on the auditor's judgment, including the assessment of the risks of material misstatement of the financial statements, whether due to fraud or error.

We believe that the audit evidence we have obtained is sufficient and appropriate to provide a basis for our audit opinion on the Company's internal financial controls system over financial reporting.

Meaning of Internal Financial Controls Over Financial Reporting

A Company's internal financial control over financial reporting is a process designed to provide reasonable assurance regarding the reliability of financial reporting and the preparation of financial statements for external purposes in accordance with Ind-AS and the generally accepted accounting principles. A Company's internal financial control over financial reporting includes those policies and procedures that

- (1) Pertain to the maintenance of records that, in reasonable detail, accurately and fairly reflect the transactions and dispositions of the assets of the Company;
- (2) Provide reasonable assurance that transactions are recorded as necessary to permit preparation of financial statements in accordance with Ind-AS and the generally accepted accounting principles, and that receipts and expenditures of the Company are being made only in accordance with authorisations of management and directors of the Company; and
- (3) Provide reasonable assurance regarding prevention or timely detection of unauthorised acquisition, use, or disposition of the Company's assets that could have a material effect on the financial statements.



Inherent Limitations of Internal Financial Controls Over Financial Reporting

Because of the inherent limitations of internal financial controls over financial reporting, including the possibility of collusion or improper management override of controls, material misstatements due to error or fraud may occur and not be detected. Also, projections of any evaluation of the internal financial controls over financial reporting to future periods are subject to the risk that the internal financial control over financial reporting may become inadequate because of changes in conditions, or that the degree of compliance with the policies or procedures may deteriorate.

Opinion

In our opinion, the Company has, in all material respects, an adequate internal financial controls system over financial reporting appropriate for its size and nature of operations and such internal financial controls over financial reporting were operating effectively as at March 31, 2021, based on the internal control over financial reporting criteria established by the Company considering the essential components of internal control stated in the Guidance Note on Audit of Internal Financial Controls Over Financial Reporting issued by the Institute of Chartered Accountants of India.

Place: Bengaluru
Date: May 13, 2021



For **VARMA & VARMA**
Chartered Accountants
FRN 004532S

GEORGY MATHEW
Partner

M No.209645


UDIN: 21209645AAAAFI6080

RANE T4U PRIVATE LIMITED
BALANCE SHEET AS AT MARCH 31, 2021


(Amounts in Indian Rupees)

| Particulars | Note No. | As at March 31, 2021 | As at March 31, 2020 |
|---|----------|-------------------------|-------------------------|
| A. ASSETS | | | |
| 1 Non-Current Assets | | | |
| (a) Property, plant and equipment | 2 | 22,34,732 | 62,76,004 |
| (b) Right to use assets | 3 | - | 75,92,218 |
| (c) Other Intangible Assets | 4 | 1,11,60,708 | 1,81,64,191 |
| (d) Intangible Assets under Development | | - | 2,80,000 |
| (e) Financial Assets | | | |
| (i) Other financial assets | 5 | 30,05,850 | 51,03,370 |
| (f) Deferred tax assets (Net) | 6 | 8,20,49,000 | 6,82,47,000 |
| (g) Other non-current assets | 7 | - | 42,299 |
| Total non-current assets | | 9,84,50,290 | 10,57,05,082 |
| 2 Current Assets | | | |
| (a) Inventories | 8 | 20,63,522 | 29,97,379 |
| (b) Financial Assets | | | |
| (i) Trade Receivables | 9 | 1,22,75,469 | 4,32,83,616 |
| (ii) Cash and Cash Equivalents | 10 | 13,961 | 38,297 |
| (iii) Other Financial assets | 11 | 45,31,227 | 47,63,113 |
| (c) Current tax assets (net) | 12 | 14,77,798 | 1,04,13,655 |
| (d) Other Current Assets | 13 | 17,63,592 | 19,61,391 |
| Total current assets | | 2,21,25,569 | 6,34,57,451 |
| TOTAL ASSETS | | 12,05,75,859 | 16,91,62,533 |
| B. EQUITY AND LIABILITIES | | | |
| 1 Equity | | | |
| (a) Equity Share Capital | 14A | 1,66,70,000 | 1,66,70,000 |
| (b) Instruments entirely equity in nature | 14B | 27,85,00,000 | 27,85,00,000 |
| (c) Other Equity | 15 | (32,98,08,645) | (28,18,41,117) |
| Total equity | | (3,46,38,645) | 1,33,28,883 |
| Liabilities | | | |
| 2 Non-Current Liabilities | | | |
| (a) Financial Liabilities | | | |
| (i) Borrowings | 16 | 4,05,58,352 | 4,16,64,592 |
| (ii) Long term finance liabilities - debt | 17 | - | 19,42,398 |
| (b) Provisions | 18 | 47,91,263 | 51,35,515 |
| Total non-current liabilities | | 4,53,49,615 | 4,87,42,505 |
| 3 Current Liabilities | | | |
| (a) Financial Liabilities | | | |
| (i) Borrowings | 19 | 3,99,12,675 | 2,96,52,427 |
| (ii) Short term finance liabilities - debt | 17 | - | 91,84,542 |
| (iii) Trade Payables | 20 | | |
| a) Total outstanding dues of micro enterprises and small enterprises; and | | 30,05,442 | 98,78,857 |
| b) Total outstanding dues of other creditors | | 1,06,71,750 | 2,27,01,210 |
| (iv) Other financial liabilities | 21 | 4,33,10,867 | 1,78,27,816 |
| (b) Provisions | 22 | 73,98,215 | 76,46,934 |
| (c) Other current liabilities | 23 | 55,65,940 | 1,01,99,359 |
| Total current liabilities | | 10,98,64,889 | 10,70,91,145 |
| Total Liabilities | | 15,52,14,504 | 15,58,33,650 |
| TOTAL EQUITY AND LIABILITIES | | 12,05,75,859 | 16,91,62,533 |
| NOTES FORMING PART OF THE FINANCIAL STATEMENTS | 1-31 | | |


For and on behalf of the Board of Directors


Harish Lakshman
Chairman
DIN : 00012602
Place: Chennai
Date:13-05-2021


Karthika M K
Chief Financial Officer
Place: Bengaluru
Date:13-05-2021


Anand S
Secretary
Place: Chennai
Date:13-05-2021

As per our report of even date attached

For Varma & Varma
Chartered Accountants
FRN 004532S

Georgy Mathew
Partner
M. No. 209645

Place: Bengaluru
Date:13-05-2021



RANE T4U PRIVATE LIMITED

STATEMENT OF PROFIT AND LOSS FOR THE YEAR ENDED MARCH 31, 2021

(Amounts in Indian Rupees)

| Particulars | Note No. | Year ended March 31, 2021 | Year ended March 31, 2020 |
|--|----------|------------------------------|------------------------------|
| I Revenues from Operations | 24 | 10,80,71,534 | 19,49,61,995 |
| II Other Income | 25 | 18,90,791 | 24,69,507 |
| III Total Income (I+II) | | 10,99,62,325 | 19,74,31,502 |
| IV Expenses: | | | |
| Purchases of stock-in-trade | | 84,66,422 | 3,04,95,273 |
| Changes in inventory of stock-in-trade | 26 | 9,33,857 | 39,20,284 |
| Employee benefits expense | 27 | 9,16,55,410 | 11,05,52,172 |
| Finance costs | 28 | 1,17,20,322 | 1,04,98,788 |
| Depreciation and amortisation expense | 29 | 1,16,11,654 | 1,78,30,146 |
| Other expenses | 30 | 4,86,46,670 | 8,35,22,283 |
| Total Expenses (IV) | | 17,30,34,335 | 25,68,18,946 |
| V Profit before exceptional items and tax (III - IV) | | (6,30,72,010) | (5,93,87,444) |
| VI Exceptional Items | | - | - |
| VII Profit before tax (VII - VIII) | | (6,30,72,010) | (5,93,87,444) |
| VIII Tax Expense: (Refer Note No.31.1) | | | |
| (1) Current Tax | | 8,36,106 | 18,34,801 |
| (2) Deferred Tax | | (1,43,58,033) | (1,72,13,376) |
| | | (1,35,21,927) | (1,53,78,575) |
| IX Profit(Loss) for the period from continuing operations | | (4,95,50,083) | (4,40,08,869) |
| X Other Comprehensive Income | | | |
| A. i) Items that will not be reclassified to profit or loss | | | |
| Remeasurements of the defined benefit plans | | 21,38,588 | 10,62,985 |
| ii) Income tax relating to items that will not be reclassified to profit or loss | | (5,56,033) | (2,76,376) |
| XI Total other comprehensive income (A(i-ii)+B(i)) | | 15,82,555 | 7,86,609 |
| XII Total Comprehensive Income for the period (XI+XII) | | (4,79,67,528) | (4,32,22,260) |
| XIII Earnings Per Equity Share (Refer Note No.31.2) | | | |
| (a) Basic (In Rs.) | | (28.77) | (25.93) |
| (b) Diluted (In Rs.) | | (1.63) | (1.50) |
| NOTES FORMING PART OF THE FINANCIAL STATEMENTS | 1-31 | | |

For and on behalf of the Board of Directors

Harish Lakshman

Chairman

DIN : 00012602

Place: Chennai

Date:13-05-2021

Karthika M K

Chief Financial Officer

Place: Bengaluru

Date:13-05-2021

Anand S

Secretary

Place: Chennai

Date:13-05-2021

As per our report of even date attached

For Varma & Varma

Chartered Accountants

FRN 004532S

Georgy Mathew

Partner

M. No. 209645



RANE T4U PRIVATE LIMITED
CASH FLOW STATEMENT FOR THE YEAR ENDED MARCH 31, 2021

(Amounts in Indian Rupees)

| | Year ended March 31, 2021 | Year ended March 31, 2020 |
|---|------------------------------|------------------------------|
| A. Cash flow from operating activities | | |
| Profit for the year | (4,95,50,083) | (4,40,08,869) |
| Adjustments for : | | |
| Income tax expense | (1,35,21,927) | (1,53,78,575) |
| Finance costs recognised in profit or loss | 1,17,20,322 | 1,04,98,788 |
| Interest Income recognised in profit or loss | (6,97,923) | (4,46,441) |
| Net (gain)/ loss arising on financial assets mandatorily measured at fair value through profit or loss | (31,639) | (1,71,290) |
| Provision for doubtful debts | 14,57,738 | 85,80,892 |
| Bad debts written off | 22,663 | - |
| Balances no more payable written back | (5,79,826) | - |
| Net reversal of de-recognition of lease liabilities and Right of Use assets | (4,65,665) | - |
| Depreciation and amortisation of non-current assets | 1,16,11,654 | 1,78,30,146 |
| Loss on discarding of Property, Plant & Equipment | 6,10,892 | 7,04,131 |
| Net foreign exchange (gain)/ loss | (1,15,738) | (4,44,937) |
| | 1,00,10,551 | 2,11,72,714 |
| Movements in working capital : | (3,95,39,532) | (2,28,36,155) |
| (Increase) / decrease in trade and other receivables | 2,96,43,484 | (1,58,97,494) |
| (Increase) / decrease in inventories | 9,33,857 | 39,20,284 |
| (Increase) / decrease in other assets | 34,445 | 18,28,611 |
| Increase / (decrease) in trade payables | (1,85,36,420) | 85,54,717 |
| Increase / (decrease) in provisions | 15,45,617 | (26,25,160) |
| Increase / (decrease) in other liabilities | (46,33,419) | (42,04,257) |
| | 89,87,564 | (84,23,299) |
| Cash generated from operations | (3,05,51,968) | (3,12,59,454) |
| Income tax paid (net of refunds) | 87,97,674 | 3,78,950 |
| Net cash generated by operating activities | (2,17,54,294) | (3,08,80,504) |
| B. Cash flow from investing activities | | |
| Proceeds on sale of property, plant and equipment | 3,85,557 | 21,187 |
| Interest received | 31,639 | 1,71,290 |
| Payments for purchase of property, plant and equipment/ intangible assets | (6,26,151) | (6,28,343) |
| Net cash (used in) / generated by investing activities | (2,08,955) | (4,35,866) |
| C. Cash flow from financing activities | | |
| Proceeds from issue of convertible non-participating preference shares | - | 3,50,00,000 |
| Proceeds from non-current borrowings from banks/ financial institutions | 3,60,00,000 | 3,29,26,959 |
| Repayment of non-current borrowings to banks/ financial institutions | (1,19,18,896) | (2,56,73,202) |
| Net proceeds from/ (repayment of) borrowings-Working Capital Loans | 1,02,60,248 | (3,04,255) |
| Repayment of lease liability | (11,91,195) | (14,54,877) |
| Interest paid | (1,12,11,244) | (92,98,359) |
| Net cash used in financing activities | 2,19,38,913 | 3,11,96,266 |
| Net increase in cash and cash equivalents (Refer Note No.10) | (24,336) | (1,20,104) |
| Cash and cash equivalents at the beginning of the year | 38,297 | 1,58,401 |
| Effects of exchange rate changes on the balance of cash and cash equivalents held in foreign currencies | - | - |
| Cash and Cash equivalents at the end of the year (Refer Note No.10) | 13,961 | 38,297 |

For and on behalf of the Board of Directors

Harish Lakshman
Chairman
DIN : 00012602
Place: Chennai
Date:13-05-2021

Karthika M K
Chief Financial Officer
Place: Bengaluru
Date:13-05-2021

Anand S
Secretary
Place: Chennai
Date:13-05-2021

As per our report of even date attached

For Varma & Varma
Chartered Accountants
FRN 0045325

Georgy Mathew
Partner
M. No. 209645




Place: Bengaluru
Date:13-05-2021

RANE T4U PRIVATE LIMITED
STATEMENT OF CHANGES IN EQUITY FOR THE YEAR ENDED MARCH 31, 2021
Total equity

| Particulars | Share capital | General reserve | Retained earnings | (Amounts in Indian Rupees) | |
|--|--------------------|----------------------|-----------------------|----------------------------|-----------------------|
| | | | | Actuarial gain / (loss) | Total |
| Balance at March 31, 2019 | 1,66,70,000 | (2,77,65,471) | (21,07,49,572) | (1,03,814) | (22,19,48,857) |
| 2019-20 | | | | | |
| Profit for the year | - | - | (4,40,08,869) | - | (4,40,08,869) |
| On issue of shares | - | - | - | - | - |
| Utilised during the year | - | - | - | - | - |
| Other comprehensive income for the year, net of income tax | - | - | - | 7,86,609 | 7,86,609 |
| Balance at March 31, 2020 | 1,66,70,000 | (2,77,65,471) | (25,47,58,441) | 6,82,795 | (26,51,71,117) |
| 2020-21 | | | | | |
| Profit for the year | - | - | (4,95,50,083) | - | (4,95,50,083) |
| On issue of shares | - | - | - | - | - |
| Utilised during the year | - | - | - | - | - |
| Other comprehensive income for the year, net of income tax | - | - | - | 15,82,555 | 15,82,555 |
| Balance at March 31, 2021 | 1,66,70,000 | (2,77,65,471) | (30,43,08,524) | 22,65,350 | (31,31,38,645) |

For and on behalf of the Board of Directors


Harish Lakshman
Chairman
DIN : 00012602
Place: Chennai
Date:13-05-2021


Karthika M K
Chief Financial Officer
Place: Bengaluru
Date:13-05-2021


Anand S
Secretary
Place: Chennai
Date:13-05-2021

As per our report of even date attached
For Varma & Varma
Chartered Accountants
FRN 0045325


Georgy Mathew
Partner
M. No. 209645



Place: Bengaluru
Date:13-05-2021

RANE T4U PRIVATE LIMITED

NOTES FORMING PART OF THE FINANCIAL STATEMENTS

Note-1 - Summary of significant accounting policies, critical judgements and key estimates

1 General Information

RANE T4U PRIVATE LIMITED (The Company) was incorporated as a private company on March 26, 2009. Consequent to investment by Rane Holdings Limited, a publicly listed company, by acquiring a major stake in the company, the company has become its subsidiary w.e.f. August 31, 2017.

The Company is engaged in the business of providing technological services for transportation industry by designing and developing, promoting and marketing telematics, vehicle intelligence, remote monitoring related products and services globally.

2 Summary of significant accounting policies

2.01 Basis of Preparation

The financial statements are prepared under historical cost convention except for certain financial instruments that are measured at fair values at the end of each reporting period, as explained in the accounting policies below, in accordance with the Generally Accepted Accounting Principles in India and comply in all material respects with Indian Accounting Standards (Ind AS) notified under section 133 of the Companies Act, 2013 ("the act") read with the Companies (Indian Accounting Standards) Rules 2015 and other relevant provisions of the act.

Except for the changes below, the Company has consistently applied accounting policies to all periods.

The Company has adopted Ind AS 115 'Revenue from Contracts with Customers' with the date of initial application being April 1, 2018. Ind AS 115 establishes a comprehensive framework on revenue recognition. Ind AS 115 replaces Ind AS 18 'Revenue' and Ind AS 11 'Construction Contracts'. The application of Ind AS 115 did not have material impact on the financial statements. As a result, the comparative information has not been restated.

Appendix B to Ind AS 21 'The Effects of Changes in Foreign Exchange Rates': On March 28, 2018, Ministry of Corporate Affairs ("MCA") has notified the Companies (Indian Accounting Standards) Amendment Rules, 2018 containing Appendix B to Ind AS 21, Foreign currency transactions and advance consideration which clarifies the date of the transaction for the purpose of determining the exchange rate to use on initial recognition of the related asset, expense or income, when an entity has received or paid advance consideration in a foreign currency. The amendment is effective from April 1, 2018. The Company has evaluated the effect of this amendment on the financial statements and concluded that the impact is not material.

All the assets and liabilities have been classified as current or non-current as per the Company's normal operating cycle. Based on the nature of the products and the time between the acquisition of assets for processing and their realisation in cash and cash equivalents, the Company has ascertained its operating cycle as 12 months for the purpose of current/ non-current classification of assets and liabilities.

2.02 Use of Estimates

The preparation of the financial statements in conformity with accounting principles generally accepted in India requires the management to make judgements, estimates and assumptions that effect the reported amount of assets and liabilities as of the Balance Sheet date, reported amount of revenues and expenses for the year and disclosure of contingent liabilities as of the Balance Sheet date. These estimates and associated assumptions are based on historical experience and other factors that are considered to be relevant. Actual results may differ from these estimates.

Although these estimates are based on the management's best knowledge of current events and actions, uncertainty about the assumptions and estimates may result in outcomes requiring a material adjustment to the carrying amount of assets or liabilities in future periods.

The estimates and underlying assumptions are reviewed on an ongoing basis. Revisions to accounting estimates are recognised in the period in which the estimate is revised if the revision affects only that period, or in the period of the revision and future periods if the revision affects both current and future periods.



NOTES FORMING PART OF THE FINANCIAL STATEMENTS

Note-1 - Summary of significant accounting policies, critical judgements and key estimates

2.03 Property, Plant and Equipment

Property, Plant and Equipment are stated at cost less accumulated depreciation and impairment in value, if any. Cost includes purchase price, (inclusive of import duties and non - refundable purchase taxes, after deducting trade discounts and rebates), other costs directly attributable to bringing the asset to the location and condition necessary for it to be capable of operating in the manner intended by management and an initial estimate of the costs of dismantling, removing the item and restoring the site on which it is located, if any.

If the Company has acquired a Property, Plant and Equipment on deferred term basis and terms are beyond normal credit terms, property plant and equipment will be recognized on cash price equivalent, i.e. discounted amount.

The cost of assets not ready for use as at the Balance Sheet date are disclosed under Capital Work-In-Progress.

The cost of replacement spares/ major inspection relating to property, plant and equipment is capitalized only when it is probable that future economic benefits associated with these will flow to the company and the cost of the item can be measured reliably. When parts of an item of property plant and equipment have different useful lives, they are accounted for as separate items (major components) of property, plant and equipment.

Depreciation

Depreciation on Property, Plant and Equipment (Tangible assets) is generally computed on a pro-rata basis on the basis of the estimated life specified in Schedule II of the Companies Act, 2013 under Straight line method. The useful life of assets prescribed in Schedule II to the Companies Act, 2013 are considered for the purpose of Computation of Depreciation. However, If the management's estimate of the useful life of a fixed asset at the time of acquisition of the asset or of the remaining useful life on an annual review is different from that envisaged in the aforesaid schedule, depreciation is provided at a such rate based on the useful life / remaining useful life as technically advised. Accordingly, depreciation is provided based on the useful life indicated below which is different from that stated in Schedule II to the Companies Act, 2013.

| Assets | Life |
|----------------------|------|
| Furniture & Fixtures | 5 |
| Office Equipments | 3 |
| Computers | 3 |
| Computer Servers | 6 |
| Tools & Equipments | 3 |
| Electrical Fittings | 5 |
| Vehicles | 5 |

Leasehold improvements are amortised over the unexpired period of lease or useful life of assets estimated as 5 years, whichever is less.

Depreciation charge on additions / deletions is restricted to the period of use. Depreciation methods, useful lives and residual values are reviewed annually.

The additions to Property, Plant and Equipment with individual unit value upto Rs.10,000/- is capitalised and depreciated at 100% in the year of capitalisation.



NOTES FORMING PART OF THE FINANCIAL STATEMENTS

Note-1 - Summary of significant accounting policies, critical judgements and key estimates

2.04 Intangible Assets

Internally Generated Software / Intangible Assets

Research costs are expensed as incurred. Costs (internal and external) associated with developing or obtaining internal-use software and software that are embedded in a product and sold as part of the product as a whole are capitalized if the following criteria are met in full:

- The product or the process is clearly defined, and the cost elements can be identified and measured reliably;
- The technical feasibility is demonstrated;
- The product or the process will be sold or used in the business;
- The asset will generate future financial benefits.
- Sufficient technical, financial and other resources for project completion are in place.

Costs expensed in prior accounting periods will not be capitalized.

Subsequent expenditure on the product, which are essential to keep it relevant for customers, are expensed and are included in cost of sales

Depreciation begins when the product is transferred from development to production. Uncertainty exists with respect to the expected period of benefits, as this depends on the future technological development in the market.

Intangible assets with finite lives are amortized over the useful economic life and assessed for impairment whenever there is an indication that the intangible asset may be impaired.

Intangible assets are stated at acquisition cost, net of accumulated amortisation and accumulated impairment losses, if any. Intangible assets are amortised on a straight line basis over their estimated useful life as given below.

| Asset | Life |
|---|------|
| Bought out Software licence | 3 |
| Internally Generated Software / Intangible Assets | 6 |

The amortization period and the amortization method for an intangible asset with a finite useful life (including those under development), are reviewed annually.

Changes in the expected useful life or the expected pattern of consumption of future economic benefits embodied in the asset are considered to modify the amortization period or method, as appropriate, and are treated as changes in accounting estimates.

2.04 Impairment

Assessment is done annually as to whether there is any indication that an asset (tangible and intangible) may be impaired. For the purpose of assessing impairment, the smallest identifiable group of assets that generates cash inflows from continuing use that are largely independent of the cash inflows from other assets or groups of assets, is considered as a cash generating unit. If any such indication exists, an estimate of the recoverable amount of the asset / cash generating unit is made. Assets whose carrying value exceeds their recoverable amount are written down to the recoverable amount. Recoverable amount is higher of an asset's or cash generating unit's fair value less cost to sell and its value in use. Value in use is the present value of estimated future cash flows expected to arise from the continuing use of an asset and from its disposal at the end of its useful life. Assessment is also done at each Balance Sheet date as to whether there is any indication that an impairment loss recognised for an asset in prior accounting periods may no longer exist or may have decreased. In such cases, impairment losses are reversed to the extent the assets carrying amount does not exceed, the carrying amount that would have been determined if no impairment loss had previously been recognised.

2.05 Borrowing Cost

Borrowing costs that are attributable to the acquisition / construction / production of qualifying assets (assets which require substantial period of time to get ready for its intended use) are capitalised as part of the cost of that asset. All other borrowing costs are charged to revenue.

2.06 Inventories

Inventories are stated at lower of weighted average cost and net realisable value. Cost of inventories comprises of purchase cost, cost of conversion and other cost including manufacturing overheads incurred in bringing the inventory to present location and condition. Net realisable value is the estimated selling price in the ordinary course of business, less the estimated costs of completion and the estimated costs necessary to make the sale.



NOTES FORMING PART OF THE FINANCIAL STATEMENTS

Note-1 - Summary of significant accounting policies, critical judgements and key estimates

2.07 Foreign Currency Transaction

Initial Recognition

On initial recognition, all foreign currency transactions are recorded by applying to the foreign currency amount the exchange rate between the functional currency and the foreign currency at the date of the transaction.

Subsequent Recognition

As at the reporting date, non-monetary items which are carried in terms of historical cost denominated in a foreign currency are reported using the exchange rate at the date of the transaction. All non-monetary items which are carried at fair value or other similar valuation denominated in a foreign currency are reported using the exchange rates that existed when the values were determined.

All monetary assets and liabilities in foreign currency are reinstated at the end of accounting period.

Exchange differences on reinstatement of all monetary items are recognised in the Statement of Profit and Loss.

2.08 Revenue Recognition

The Company derives revenues primarily from Internet of Things (IoT) related telematics services by developing, promoting and marketing telematics vehicle intelligence, remote monitoring related products and services globally. Revenue is recognized upon transfer of control of promised products or services to customers in an amount that reflects the consideration that the Company expects to receive in exchange for those products or services.

Arrangements with customers for software related services are either on a fixed-price or on a time-and-material basis.

a) Time and material contracts

Revenue on time-and-material contracts are recognized as the related services are performed and revenue from the end of the last invoicing to the reporting date is recognized as unbilled revenue.

b) Fixed-price contracts

Revenue from fixed-price contracts, where the performance obligations are satisfied over time and where there is no uncertainty as to measurement or collectability of consideration, is recognized as per the percentage-of-completion method. When there is uncertainty as to measurement or ultimate collectability, revenue recognition is postponed until such uncertainty is resolved. Efforts or costs expended are used to measure progress towards completion as there is a direct relationship between input and productivity.

The Company's revenue is categorized broadly into the following types:

i) Hardware Revenue

ii) Services Revenue

i) Hardware Revenue:

The Company derives revenues from the sale of hardware and customized accessories which is used for vehicle tracking and remote monitoring purpose.

iii) Services Revenue

Services Revenue comprises of subscription charges for the usage of the tracking platform by the customer and Other Support Service.

Revenues recognized in excess of invoicing are classified as contract assets (which is classified as unbilled revenue) while invoicing in excess of revenues are classified as contract liabilities (which is classified as unearned revenues).

Contract modifications are accounted for when additions, deletions or changes are approved either to the contract scope or contract price. The accounting for modifications of contracts involves assessing whether the services added to an existing contract are distinct and whether the pricing is at the standalone selling price. Services added that are not distinct are accounted for on a cumulative catch up basis, while those that are distinct are accounted for prospectively, either as a separate contract, if the additional services are priced at the standalone selling price, or as a termination of the existing contract and creation of a new contract if not priced at the standalone selling price.

The company presents revenues net of indirect taxes in the Statement of Profit and loss.



NOTES FORMING PART OF THE FINANCIAL STATEMENTS

Note-1 - Summary of significant accounting policies, critical judgements and key estimates

2.09 Other Income

Interest : Interest income is recognised on a effective interest method taking into account the amount outstanding and the rate applicable.

2.10 Employee Benefits

1. Short - Term employee benefits

All employee benefits payable wholly within twelve months of rendering the service are classified as short-term employee benefits and recognised in the period in which the employee renders the related service.

2. Defined Contribution Plans

Provident Fund

Contribution towards provident fund for employees is made to the regulatory authorities, where the Company has no further obligations. Such benefits are classified as Defined Contribution Schemes as the Company does not carry any further obligations, apart from the contributions made on a monthly basis.

3. Defined Benefit Plan

Gratuity

The Company provides for gratuity, a defined benefit plan (the "Gratuity Plan") administered by LIC covering eligible employees in accordance with the Payment of Gratuity Act, 1972. The Gratuity Plan provides a lump sum payment to vested employees at retirement, death, incapacitation or termination of employment, of an amount based on the respective employee's salary and the tenure of employment. The Company's liability is actuarially determined (using the Projected Unit Credit method) at the end of each year. Actuarial losses / gains are recognised in the other comprehensive income in the year in which they arise. Remeasurement recognised in other comprehensive income is reflected immediately in retained earnings and is not reclassified to profit or loss.

4. Other Long term employee benefits

Compensated Absence

Accumulated compensated absences, which are expected to be availed or encashed within 12 months from the end of the year are treated as short term employee benefits. The obligation towards the same is measured at the expected cost of accumulating compensated absences as the additional amount expected to be paid as a result of the unused entitlement as at the year end.

Accumulated compensated absences, which are expected to be availed or encashed beyond 12 months from the end of the year end are treated as other long term employee benefits. The Company's liability is actuarially determined (using the Projected Unit Credit method) at the end of each year. Actuarial losses / gains are recognised in the Profit and Loss Statement in the year in which they arise.


2.11 Taxes on Income

Tax expense for the period, comprising current tax and deferred tax, are included in the determination of the net profit or loss for the period. Current tax is measured at the amount expected to be paid to the tax authorities in accordance with the relevant prevailing tax laws. Tax expenses relating to the items in profit and loss shall be treated as current tax as part of profit and loss and those relating to items in other comprehensive income (OCI) shall be recognised as part of the part of OCI.

Deferred tax is recognised for all the temporary differences between the carrying amounts of assets and liabilities in the financial statements and corresponding tax bases used in computation of taxable profit. Deferred tax assets are recognised and carried forward only to the extent that it is probable that taxable profit will be available against which those deductible temporary differences can be utilised. Deferred tax assets and liabilities are measured using the tax rates and tax laws that have been enacted or substantively enacted by the Balance Sheet date. At each Balance Sheet date, the Company re-assesses unrecognised deferred tax assets, if any and the same is recognised to the extent it has become probable that future taxable profit will allow the deferred tax asset to be recovered.

Current tax assets and current tax liabilities are offset when there is a legally enforceable right to set off the recognised amounts and there is an intention to settle the asset and the liability on a net basis. Deferred tax assets and deferred tax liabilities are offset when there is a legally enforceable right to set off assets against liabilities representing current tax and where the deferred tax assets and the deferred tax liabilities relate to taxes on income levied by the same governing taxation law.

Minimum Alternate Tax (MAT) credit is recognised as an asset only when and to the extent there is convincing evidence that the company will pay normal income tax during the specified period. Such asset is reviewed at each Balance Sheet date and the carrying amount of the MAT credit asset is written down to the extent there is no longer a convincing evidence to the effect that the Company will pay normal income tax during the specified period. MAT shall be treated as part of deferred tax assets.



NOTES FORMING PART OF THE FINANCIAL STATEMENTS

Note-1 - Summary of significant accounting policies, critical judgements and key estimates

2.12 Investments

Investments which are readily realisable and intended to be held for not more than one year from the date on which such investments are made are classified as current investments. All other investments are classified as long term investments. Current investments are carried at lower of cost and quoted/fair value, computed category wise. Long Term Investments are stated at cost. Decline in value, if any, which is not considered temporary in nature, is provided for.

2.13 Provisions and Contingent Liabilities

Provisions : Provisions are recognised when there is a present obligation as result of a past event, it is probable that an outflow of resources embodying economic benefits will be required to settle the obligation and there is a reliable estimate of the amount of the obligation. Provisions are measured at the best estimate of the expenditure required to settle the present obligation at the Balance sheet date and are not discounted to its present value.

Contingent Liabilities : Contingent liabilities are disclosed when there is a possible obligation arising from past events, the existence of which will be confirmed only by the occurrence or non occurrence of one or more uncertain future events not wholly within the control of the company or a present obligation that arises from past events where it is either not probable that an outflow of resources will be required to settle or a reliable estimate of the amount cannot be made. When there is a possible obligation or a present obligation in respect of which likelihood of outflow of resources embodying economic benefits is remote, no provision or disclosure is made.

2.14 Earnings Per Share

Basic earnings per share is calculated by dividing the net profit or loss for the period attributable to equity shareholders by the weighted average number of equity shares outstanding during the period. Earnings considered in ascertaining the Company's earnings per share is the net profit for the period after deducting equity dividends and any attributable tax thereto for the period. The weighted average number of equity shares outstanding during the period and for all periods presented is adjusted for events, such as bonus shares, other than the conversion of potential equity shares, that have changed the number of equity shares outstanding, without a corresponding change in resources. For the purpose of calculating diluted earnings per share, the net profit or loss for the period attributable to equity shareholders and the weighted average number of shares outstanding during the period is adjusted for the effects of all dilutive potential equity shares.

3 Critical accounting judgements, assumptions and key sources of estimation uncertainty

The following are the critical judgements, assumptions concerning the future, and key sources of estimation uncertainty at the end of the reporting period that may have a significant risk of causing a material adjustment to the carrying amounts of assets and liabilities within the next financial year.

3.01 Useful lives of property, plant and equipment

As described at Note 2.03 above, the charge in respect of periodic depreciation for the year is derived after determining an estimate of an asset's expected useful life and the expected residual value at the end of its life. The useful lives and residual values of Company's assets are determined by the management at the time the asset is acquired and reviewed annually. The lives are based on historical experience with similar assets as well as anticipation of future events, which may impact their life, such as changes in technical or commercial obsolescence arising from changes or improvements in production or from a change in market demand of the product or service output of the asset.

3.02 Employee Benefits

The cost of defined benefit plans are determined using actuarial valuation, which involves making assumptions about discount rates, expected rates of return on assets, future salary increases, and mortality rates. Due to the long-term nature of these plans, such estimates are subject to significant uncertainty.

3.03 Taxation

Significant assumptions and judgements are involved in determining the provision for tax based on tax enactments, relevant judicial pronouncements and tax expert opinions, including an estimation of the likely outcome of any open tax assessments / litigations. Deferred income tax assets are recognized to the extent that it is probable that future taxable income will be available, based on estimates thereof.

3.04 Provisions and contingencies

Critical judgements are involved in measurement of provisions and contingencies and estimation of the likelihood of occurrence thereof based on factors such as expert opinion, past experience etc.



RANE T4U PRIVATE LIMITED
NOTES FORMING PART OF THE FINANCIAL STATEMENTS

Note 2

(Amounts in Indian Rupees)

| Property, Plant and Equipment | | | | | | | | | | As at March 31, 2021 | As at March 31, 2020 |
|---|--|--|--|--|--|--|--|--|--|-------------------------|-------------------------|
| Carrying amounts of: | | | | | | | | | | | |
| Leasehold improvements | | | | | | | | | | 60,841 | 24,50,914 |
| Furniture and Fixtures | | | | | | | | | | 80,407 | 1,07,966 |
| Office Equipments | | | | | | | | | | 2,98,981 | 7,44,274 |
| Computers (including servers) | | | | | | | | | | 13,90,766 | 25,69,113 |
| Tools & equipments | | | | | | | | | | 2,65,115 | 2,65,115 |
| Electrical Equipments | | | | | | | | | | - | - |
| Vehicles | | | | | | | | | | 1,38,622 | 1,38,622 |
| Total | | | | | | | | | | 22,34,732 | 62,76,004 |
| Cost | | | | | | | | | | | |
| Balance as at March 31, 2019 | | | | | | | | | | | |
| Additions | | | | | | | | | | 24,88,380 | 3,22,27,714 |
| Disposals | | | | | | | | | | 23,421 | 3,48,343 |
| Balance as at March 31, 2020 | | | | | | | | | | | |
| Additions | | | | | | | | | | 13,97,332 | 50,58,941 |
| Disposals | | | | | | | | | | - | - |
| Balance as at March 31, 2021 | | | | | | | | | | 15,08,984 | 2,75,17,116 |
| Accumulated depreciation and impairment | | | | | | | | | | | |
| Balance as at March 31, 2019 | | | | | | | | | | | |
| Depreciation for the year | | | | | | | | | | 13,70,362 | 2,03,43,018 |
| Eliminated on disposals | | | | | | | | | | - | 52,31,717 |
| Balance as at March 31, 2020 | | | | | | | | | | | |
| Depreciation for the year | | | | | | | | | | 13,70,362 | 2,12,41,112 |
| Eliminated on disposals | | | | | | | | | | - | 31,45,622 |
| Balance as at March 31, 2021 | | | | | | | | | | 13,70,362 | 1,06,61,387 |
| Carrying amount as at March 31, 2020 | | | | | | | | | | 1,38,622 | 62,76,004 |
| Carrying amount as at March 31, 2021 | | | | | | | | | | 1,38,622 | 22,34,732 |



RANE T4U PRIVATE LIMITED
NOTES FORMING PART OF THE FINANCIAL STATEMENTS
Note 3

(Amounts in Indian Rupees)

| Right to use assets | As at March 31, 2021 | As at March 31, 2020 |
|--|-------------------------|-------------------------|
| Carrying amount of: | | |
| Right to use assets-Office Premises (Refer Note No.31.9) | - | 75,92,218 |
| Total | - | 75,92,218 |

| Particulars | Right of use assets Office Premises |
|---|--|
| Balance as at March 31, 2019 | - |
| Balance as at April 1, 2019 (On adoption of Ind AS 116) | 56,55,068 |
| Additions during the year | 62,62,263 |
| Disposals during the year | - |
| Balance as at March 31, 2020 | 1,19,17,331 |
| Balance as at April 1, 2020 | 1,19,17,331 |
| Additions during the year | - |
| Disposals during the year | 1,19,17,331 |
| Balance as at March 31, 2021 | - |

Accumulated amortisation and impairment

| | |
|--------------------------------------|-----------|
| Balance as at March 31, 2019 | - |
| Amortisation expense | 43,25,113 |
| Eliminated on disposals | - |
| Balance as at March 31, 2020 | 43,25,113 |
| Amortisation expense | 6,57,197 |
| Eliminated on disposals | 49,82,310 |
| Balance as at March 31, 2021 | - |
| Carrying amount as at March 31, 2020 | 75,92,218 |
| Carrying amount as at March 31, 2021 | - |

Note 4

| Intangible Assets | As at March 31, 2021 | As at March 31, 2020 |
|---------------------|-------------------------|-------------------------|
| Carrying amount of: | | |
| Computer Software | 1,11,60,708 | 1,81,64,191 |
| Total | 1,11,60,708 | 1,81,64,191 |

| Particulars | Goodwill | Software | Total |
|------------------------------|-----------|-------------|-------------|
| Balance as at March 31, 2019 | 15,00,000 | 5,09,83,478 | 5,24,83,478 |
| Additions during the year | - | - | - |
| Disposals during the year | - | - | - |
| Balance as at March 31, 2020 | 15,00,000 | 5,09,83,478 | 5,24,83,478 |
| Additions during the year | - | 8,05,352 | 8,05,352 |
| Disposals during the year | - | - | - |
| Balance as at March 31, 2021 | 15,00,000 | 5,17,88,830 | 5,32,88,830 |

Accumulated amortisation and impairment

| | | | |
|--|-----------|-------------|-------------|
| Balance as at March 31, 2019 | 15,00,000 | 2,45,45,971 | 2,60,45,971 |
| Amortisation expense | - | 82,73,316 | 82,73,316 |
| Eliminated on disposals | - | - | - |
| Impairment loss recognised in profit or loss | - | - | - |
| Balance as at March 31, 2020 | 15,00,000 | 3,28,19,287 | 3,43,19,287 |
| Amortisation expense | - | 78,08,835 | 78,08,835 |
| Eliminated on disposals | - | - | - |
| Impairment loss recognised in profit or loss | - | - | - |
| Balance as at March 31, 2021 | 15,00,000 | 4,06,28,122 | 4,21,28,122 |
| Carrying amount as at March 31, 2020 | - | 1,81,64,191 | 1,81,64,191 |
| Carrying amount as at March 31, 2021 | - | 1,11,60,708 | 1,11,60,708 |



RANE T4U PRIVATE LIMITED
NOTES FORMING PART OF THE FINANCIAL STATEMENTS

(Amounts in Indian Rupees)

| Particulars | As at March 31, 2021 | As at March 31, 2020 |
|---|-------------------------|-------------------------|
| Non Current Assets (Contd..) | | |
| Note 5 | | |
| Other Non-Current Financial Assets | | |
| Rent Deposits | - | 23,17,520 |
| Earnest Money Deposits | 9,05,850 | 6,85,850 |
| Interest free Debt Service Reserve Deposit with Tata Capital Financial Services Private Limited | 21,00,000 | 21,00,000 |
| Total | 30,05,850 | 51,03,370 |



RANE T4U PRIVATE LIMITED
NOTES FORMING PART OF THE FINANCIAL STATEMENTS

Note 6 Deferred tax balances

The following is the analysis of deferred tax assets/(liabilities) presented in the balance sheet:

(Amounts in Indian Rupees)

| | As at March 31, 2021 | As at March 31, 2020 |
|----------------------------------|-------------------------|-------------------------|
| Deferred tax assets | 8,20,49,000 | 6,82,59,000 |
| Deferred tax liabilities | - | (12,000) |
| Deferred tax assets (Net) | 8,20,49,000 | 6,82,47,000 |

| 2020-21 | Opening balance | Recognised in profit or loss | Recognised in Other comprehensive income | Closing balance |
|---|--------------------|---------------------------------|--|--------------------|
| Deferred Tax Asset/ (Liability) in relation to | | | | |
| Property plant and equipment and intangible assets | (12,000) | 16,67,000 | | 16,55,000 |
| Business loss carried forward | 4,46,00,000 | 1,35,23,000 | | 5,81,23,000 |
| Depreciation loss carried forward | 1,40,76,000 | 13,40,000 | | 1,54,16,000 |
| Provision for Gratuity | 19,17,000 | 4,78,033 | (5,56,033) | 18,39,000 |
| Provision for leave salary | 7,53,000 | (45,000) | | 7,08,000 |
| Provision for doubtful debts | 36,87,000 | 3,79,000 | | 40,66,000 |
| Lease liability | 28,93,000 | (28,93,000) | | - |
| Deferred revenue expenses | 1,83,000 | (91,000) | | 92,000 |
| Provision for bonus | 1,50,000 | - | | 1,50,000 |
| Net Deferred Tax Asset / (Liability) | 6,82,47,000 | 1,43,58,033 | (5,56,033) | 8,20,49,000 |

| 2019-20 | Opening balance | Recognised in profit or loss | Recognised in Other comprehensive income | Closing balance |
|---|--------------------|---------------------------------|--|--------------------|
| Deferred Tax Asset/ (Liability) in relation to | | | | |
| Property plant and equipment and intangible assets | (5,90,000) | 5,78,000 | | (12,000) |
| Business loss carried forward | 3,63,54,000 | 82,46,000 | | 4,46,00,000 |
| Depreciation loss carried forward | 1,09,59,000 | 31,17,000 | | 1,40,76,000 |
| Provision for Gratuity | 18,29,000 | 3,64,376 | (2,76,376) | 19,17,000 |
| Provision for leave salary | 8,77,000 | (1,24,000) | | 7,53,000 |
| Provision for doubtful debts | 14,56,000 | 22,31,000 | | 36,87,000 |
| Lease liability | - | 28,93,000 | | 28,93,000 |
| Deferred revenue expenses | 2,75,000 | (92,000) | | 1,83,000 |
| Provision for bonus | 1,50,000 | - | | 1,50,000 |
| Net Deferred Tax Asset / (Liability) | 5,13,10,000 | 1,72,13,376 | (2,76,376) | 6,82,47,000 |



RANE T4U PRIVATE LIMITED
NOTES FORMING PART OF THE FINANCIAL STATEMENTS

(Amounts in Indian Rupees)

| Particulars | As at March 31, 2021 | As at March 31, 2020 |
|---|-------------------------|-------------------------|
| Note 7 | | |
| Other Non-Current Assets | | |
| Prepaid rent | - | 42,299 |
| Total | - | 42,299 |
| Current Assets | | |
| Note 8 | | |
| Inventories | | |
| Stock-in-trade | 20,63,522 | 29,97,379 |
| Total | 20,63,522 | 29,97,379 |
| Note 9 | | |
| Financial Assets | | |
| Trade Receivables | | |
| Secured, considered good | | |
| Unsecured, considered good | 1,22,75,469 | 4,32,83,616 |
| Unsecured, considered doubtful | 1,56,39,221 | 1,41,81,483 |
| Sub-total | 2,79,14,690 | 5,74,65,099 |
| Allowance for doubtful debts (expected credit loss allowance) | (1,56,39,221) | (1,41,81,483) |
| Total | 1,22,75,469 | 4,32,83,616 |
| Note 10 | | |
| Financial Assets | | |
| Cash and cash equivalents | | |
| For the purposes of the statement of cash flows, cash and cash equivalents include cash on hand and in banks, cheques and drafts on hand. | | |
| (a) Balances with banks | | |
| - In Current accounts | 12,718 | 25,695 |
| (b) Cash on hand | 1,243 | 12,602 |
| Total | 13,961 | 38,297 |
| Note 11 | | |
| Financial Assets | | |
| Other Financial Assets | | |
| Rent deposits | 9,83,092 | 9,66,647 |
| Unbilled revenue | 23,19,013 | 25,62,551 |
| Advance recoverable in cash | 5,82,859 | 5,87,652 |
| Other receivables (Refer Note No. 31 - 7.03) | 6,46,263 | 6,46,263 |
| Total | 45,31,227 | 47,63,113 |
| Note 12 | | |
| Current tax assets (Net) | | |
| Income tax refund receivable | - | 30,87,694 |
| Advance payment of Tax and Tax Deducted at Source (Net of provision for income tax) | 14,77,798 | 73,25,961 |
| Total | 14,77,798 | 1,04,13,655 |
| Note 13 | | |
| Other Current Assets | | |
| Unsecured and considered good unless otherwise stated : | | |
| (a) Advances paid for purchase of goods/ services | 7,21,738 | 4,03,223 |
| (b) Employee related advance | 29,157 | 40,000 |
| (c) Prepaid Expenses | 10,12,697 | 15,18,168 |
| Total | 17,63,592 | 19,61,391 |



(Amounts in Indian Rupees)

| | As at Mar 31, 2021 | | As at Mar 31, 2020 | |
|---|--------------------|--------------------|--------------------|--------------------|
| | No. of Shares | Amount (Rs.) | No. of Shares | Amount (Rs.) |
| Equity | | | | |
| Note 14A - Equity Share Capital | | | | |
| 14A.1 AUTHORISED : | | | | |
| Equity Shares of Rs.10 each | 16,67,000 | 1,66,70,000 | 16,67,000 | 1,66,70,000 |
| 14A.2 ISSUED, SUBSCRIBED AND FULLY PAID UP | | | | |
| Equity Shares of Rs.10 each fully paid up | 16,67,000 | 1,66,70,000 | 16,67,000 | 1,66,70,000 |
| | | 1,66,70,000 | | 1,66,70,000 |

14A.3 Reconciliation of number of equity shares and amount outstanding at the beginning and at the end of the year:

| Particulars of Equity Shares of Rs.10 each fully paid up | 2020-21 | | 2019-20 | |
|--|------------------|--------------------|------------------|--------------------|
| | No. of Shares | Amount (Rs.) | No. of Shares | Amount (Rs.) |
| Balance at the beginning of the year | 16,67,000 | 1,66,70,000 | 16,67,000 | 1,66,70,000 |
| Allotment of shares during the year | - | - | - | - |
| Balance at the end of the year | 16,67,000 | 1,66,70,000 | 16,67,000 | 1,66,70,000 |

14A.4 Rights, preferences and restriction relating to Equity Shares

The Company has one class of equity shares having a par value of Re.10 per share. Each shareholder is eligible for one vote per share held. The dividend proposed by the Board of Directors is subject to the approval of the shareholders in the ensuing Annual General meeting. In the event of liquidation, the equity shareholders are eligible to receive the remaining assets of the Company after distribution of all preferential amounts, in proportion to their shareholding.

14A.5 Particulars of equity share holders holding more than 5% of the total paid up equity share capital:

| Name of the share holder | As at Mar 31, 2021 | | As at Mar 31, 2020 | |
|--|--------------------|--------|--------------------|--------|
| | Nos. | % | Nos. | % |
| M/s. Rane Holdings Limited | 11,67,000 | 70.01% | 11,67,000 | 70.01% |
| Mr. Pratap C Hegde | 81,656 | 4.90% | 81,656 | 4.90% |
| Mr. Vinay K Prasad | 1,28,524 | 7.71% | 1,28,524 | 7.71% |
| Mr. Govardhan K Shetty | 1,13,300 | 6.80% | 1,13,300 | 6.80% |
| Mr. Pratap C Hegde jointly with M/s. Rane Holdings Limited | 1,00,020 | 6.00% | 1,00,020 | 6.00% |

Note 14B - Instruments entirely equity in nature

| | As at Mar 31, 2021 | | As at Mar 31, 2020 | |
|--|--------------------|---------------------|--------------------|---------------------|
| | No. of Shares | Amount (Rs.) | No. of Shares | Amount (Rs.) |
| Compulsorily Convertible Preference Shares | | | | |
| 14B.1 AUTHORISED : | | | | |
| Preference Shares of Rs.10 each | 2,83,33,000 | 28,33,30,000 | 2,83,33,000 | 28,33,30,000 |
| 14B.2 ISSUED, SUBSCRIBED AND FULLY PAID UP | | | | |
| Compulsorily Convertible Preference Shares of Rs.10 each fully paid up | 2,78,50,000 | 27,85,00,000 | 2,78,50,000 | 27,85,00,000 |
| | | 27,85,00,000 | | 27,85,00,000 |

14B.3 Reconciliation of number of Compulsorily Convertible Preference Shares and amount outstanding at the beginning and at the end of the year:

| Particulars of Compulsorily Convertible Preference Shares of Rs.10 each fully paid up | 2020-21 | | 2019-20 | |
|---|--------------------|---------------------|--------------------|---------------------|
| | No. of Shares | Amount (Rs.) | No. of Shares | Amount (Rs.) |
| Balance at the beginning of the year | 2,78,50,000 | 27,85,00,000 | 2,43,50,000 | 24,35,00,000 |
| Allotment of shares during the year | - | - | 35,00,000 | 3,50,00,000 |
| Balance at the end of the year | 2,78,50,000 | 27,85,00,000 | 2,78,50,000 | 27,85,00,000 |



14B.4 Rights, preferences and restriction relating to Compulsorily Convertible Preference Shares

1. The above shares are compulsorily convertible preference shares convertible at 1:1 ratio.
2. Rights to dividend - In the event the Company declares dividend, the holder of the CCPS shall have preference over equity shares and shall be entitled to receive a cumulative dividend at the rate of 0.1% of the amount invested per annum.
3. Rights during liquidation
 - a. In the event of liquidation, along with all the other shareholders of the company, RHL is entitled to receive a pro rata share in the remaining proceeds available after the payment of the outside liabilities and the Liquidation Preference share subscription amount. - Liquidation Preference.
 - b. At the time of liquidation, RHL can, either before or after winding up, elect in writing not to avail the Liquidation Preference specified in Point (a) above and on such election, the holder shall be entitled for the proceeds of and / or assets available for distribution as if the Liquidation Preference had never existed.
4. Reservation of shares issuable upon Conversion - The Company shall at all times reserve and keep available out of its authorised but unissued Equity Securities, solely for the purpose of effecting the conversion of the CCPS, such number of Equity Shares sufficient to effect the conversion.
5. Date of Conversion - The shares shall be converted by RHL effecting the Put Option at any time but not later than August 31, 2027 ("Mandatory Conversion Date"). The CCPS shall be Compulsorily convertible into Equity Shares on the Mandatory Conversion Date.

14B.5 Particulars of Compulsorily Convertible Preference Shares holding more than 5% of the total paid up Compulsorily Convertible Preference Shares Capital:

(Amounts in Indian Rupees)

| Name of the Preference Share holder | As at March 31, 2021 | | As at March 31, 2020 | |
|-------------------------------------|----------------------|---------|----------------------|---------|
| | Nos. | % | Nos. | % |
| M/s. Rane Holdings Limited | 2,78,50,000 | 100.00% | 2,78,50,000 | 100.00% |



RANE T4U PRIVATE LIMITED
NOTES FORMING PART OF THE FINANCIAL STATEMENTS

(Amounts in Indian Rupees)

| Note 15 Other equity | As at March 31, 2021 | As at March 31, 2020 |
|----------------------------|-------------------------|-------------------------|
| Ind AS Transition Reserve | (2,77,65,471) | (2,77,65,471) |
| Other Comprehensive Income | 22,65,350 | 6,82,795 |
| Retained Earnings | (30,43,08,524) | (25,47,58,441) |
| Total | (32,98,08,645) | (28,18,41,117) |

The general reserve is used from time to time to transfer profits from retained earnings for appropriation purposes. As the general reserve is created by a transfer from one component of equity to another and is not an item of other comprehensive income, items included in general reserve will not be reclassified subsequently to the Statement of Profit or Loss.

| Particulars | As at March 31, 2021 | As at March 31, 2020 |
|--|-------------------------|-------------------------|
| (a) Ind AS Transition Reserve | | |
| Balance at the beginning of the year | (2,77,65,471) | (2,77,65,471) |
| Balance at the end of the year | (2,77,65,471) | (2,77,65,471) |
| (b) Other Comprehensive Income | | |
| Balance at the beginning of the year | 6,82,795 | (1,03,814) |
| Movement during the year | 15,82,555 | 7,86,609 |
| Balance at the end of the year | 22,65,350 | 6,82,795 |
| (c) Retained Earnings | | |
| Balance at the beginning of the year | (25,47,58,441) | (21,07,49,572) |
| Profit/ (loss) attributable to the owners of the company | (4,95,50,083) | (4,40,08,869) |
| Balance at the end of the year | (30,43,08,524) | (25,47,58,441) |
| Grand Total | (32,98,08,645) | (28,18,41,117) |



(Amounts in Indian Rupees)

| Note 16 Non-current borrowings | Non-current | | Current | |
|--------------------------------|-------------------------|-------------------------|-------------------------|-------------------------|
| | As at March 31, 2021 | As at March 31, 2020 | As at March 31, 2021 | As at March 31, 2020 |
| Unsecured Loans | | | | |
| Term Loans | | | | |
| i) from banks | - | - | 3,00,00,000 | - |
| ii) from other parties | 4,05,58,352 | 4,16,64,592 | 1,26,97,132 | 1,75,09,788 |
| iii) from related parties | - | - | - | - |
| Total | 4,05,58,352 | 4,16,64,592 | 4,26,97,132 | 1,75,09,788 |

| Note 17 - Financial Liabilities-Debt | Non-Current | | Current | |
|--------------------------------------|-------------------------|-------------------------|-------------------------|-------------------------|
| | As at March 31, 2021 | As at March 31, 2020 | As at March 31, 2021 | As at March 31, 2020 |
| Lease liability | | | | |
| Office premises (Refer Note No.31.9) | - | 19,42,398 | - | 91,84,542 |
| Total | - | 19,42,398 | - | 91,84,542 |

| Note 18 - Provisions (Non-current) | As at March 31, 2021 | As at March 31, 2020 |
|--|-------------------------|-------------------------|
| | | |
| Provisions for employee benefits | | |
| i) Provision for Gratuity (Refer Note No.31-6.02) | 34,15,202 | 37,01,818 |
| ii) Provision for Leave Encashment (Refer Note No.31-6.03) | 13,76,061 | 14,33,697 |
| Total | 47,91,263 | 51,35,515 |

| Note 19 Current borrowings | As at March 31, 2021 | As at March 31, 2020 |
|-----------------------------------|-------------------------|-------------------------|
| | | |
| Secured - at amortised cost | | |
| Loans repayable on demand | | |
| i) from banks | 95,06,533 | 2,93,66,757 |
| Unsecured | | |
| i) Others (Corporate Credit Card) | 4,06,142 | 2,85,670 |
| ii) from related parties | 3,00,00,000 | - |
| Total | 3,99,12,675 | 2,96,52,427 |

Terms of repayment of above borrowings

Indian rupee loan from banks

| Bank | Terms of repayment |
|--|---|
| (Secured) | |
| Working Capital facilities (fund based) from HDFC Bank Limited | The cash credit facility is payable on demand as per the latest sanction letter dated 10 January 2019. The total limit sanctioned in Rs.6,00,00,000/- with sub limits for purchase bill discounting and bank guarantee. |
| Secured by way of exclusive charge on the current assets of the Company and also secured by way of comfort letter from M/s. Rane Holdings Limited (Holding Company). | |
| (Unsecured) | |
| Financial assistance in the nature of working capital loan from Rane Holdings Limited (Holding Company) | Financial assistance in the nature of working capital loan repayable on demand on receipt of 15 days notice from Rane Holdings Limited. |
| Term Loan from Tata Capital Financial Services Private Limited | Loan availed Rs.5,00,00,000/- is repayable in 33 equated monthly installments of Rs.15,15,200/- each commencing from Feb-2018. Interest is payable on monthly basis commencing from 31 October, 2017. |
| Secured by way of comfort letter from M/s. Rane Holdings Limited (Holding Company). | Loan availed Rs.2,00,00,000/- is repayable in 48 equated monthly installments of Rs.5,09,000/- each commencing from Sep-2019. Interest is payable on monthly basis commencing from 15 December, 2018. |
| | Loan availed Rs.2,00,00,000/- is repayable in 48 monthly installments of Rs.4,16,667/- each commencing from November-2020. Interest is payable on monthly basis commencing from 15 December, 2019 |
| | Loan availed Rs.89,26,959/- is repayable in 48 monthly installments of Rs.1,86,000/- each commencing from April-2021. Interest is payable on monthly basis commencing from 15 April, 2020 |
| | Loan availed Rs.1,00,00,000/- is repayable in 48 equated monthly installments of Rs.2,08,300/- each commencing from Nov-2020. Interest is payable on monthly basis commencing from 15 December, 2019. |
| | Finance lease of Rs.33,63,290/- is repayable in 16 equated quarterly installments of Rs.2,64,061/- each commencing from Aug-2018. |
| Term Loan from Axis Bank Limited | Loan availed Rs.3,00,00,000/- is repayable in 12 monthly installments of Rs.25,00,000/- each commencing from Apr-2021. Interest is payable on monthly basis commencing from 14 August, 2020. |
| Secured by way of comfort letter from M/s. Rane Holdings Limited (Holding Company). | |



RANE T4U PRIVATE LIMITED
NOTES FORMING PART OF THE FINANCIAL STATEMENTS

(Amounts in Indian Rupees)

| Note 20 - Trade Payables | Current | |
|--|-------------------------|-------------------------|
| | As at March 31, 2021 | As at March 31, 2020 |
| Trade payables | | |
| a) Total outstanding dues of micro enterprises and small enterprises | 30,05,442 | 98,78,857 |
| b) Total outstanding dues of other creditors: | | |
| Creditors for expenses and services | 31,32,129 | 89,90,451 |
| Creditors for goods | 5,55,452 | 34,35,294 |
| Creditors for capital goods | - | 1,26,373 |
| Employee related payables | 69,84,168 | 1,01,49,092 |
| Total | 1,36,77,192 | 3,25,80,067 |

| Note 21 - Other financial liabilities | Current | |
|--|-------------------------|-------------------------|
| | As at March 31, 2021 | As at March 31, 2020 |
| Interest accrued but not due on borrowings | 6,13,735 | 3,18,028 |
| Current maturities of long-term debt | 4,26,97,132 | 1,75,09,788 |
| Total | 4,33,10,867 | 1,78,27,816 |

| Note 22 - Provisions (Current) | Current | |
|---|-------------------------|-------------------------|
| | As at March 31, 2021 | As at March 31, 2020 |
| a) Provisions for employee benefits | | |
| i) Bonus Payable | 5,76,336 | 5,76,336 |
| ii) Provision for Gratuity (Refer Note No.31-6.02) | 36,57,353 | 36,69,566 |
| iii) Provision for leave encashment (Refer Note No.31-6.03) | 13,45,159 | 14,61,452 |
| b) Others | | |
| Provision for expenses | 18,19,367 | 19,39,580 |
| Total | 73,98,215 | 76,46,934 |

| Note 23 - Other Liabilities | Current | |
|---|-------------------------|-------------------------|
| | As at March 31, 2021 | As at March 31, 2020 |
| (a) Unearned Revenue | 23,09,341 | 54,83,811 |
| (b) Advances and Deposits from Customers/Others | 5,70,609 | 4,73,117 |
| (c) Statutory remittances (Contributions to PF and ESIC, Withholding Taxes, GST etc.) | 26,85,990 | 42,42,431 |
| Total | 55,65,940 | 1,01,99,359 |



RANE T4U PRIVATE LIMITED
NOTES FORMING PART OF THE FINANCIAL STATEMENTS

(Amounts in Indian Rupees)

| Particulars | Year ended March 31, 2021 | Year ended March 31, 2020 |
|---|------------------------------|------------------------------|
| Note 24 | | |
| Revenue from operations | | |
| Sale of Products | 1,00,49,369 | 4,09,19,889 |
| Sale of Services | 9,80,22,165 | 15,40,42,106 |
| Total | 10,80,71,534 | 19,49,61,995 |
| Sale of Products | | |
| Domestic sales | 1,00,49,369 | 4,05,71,075 |
| Export sales | - | 3,48,814 |
| Total sale of Products | 1,00,49,369 | 4,09,19,889 |
| Sale of services | | |
| Domestic Services | 8,47,44,509 | 12,99,34,953 |
| Export services | 1,32,77,656 | 2,41,07,153 |
| Total sale of services | 9,80,22,165 | 15,40,42,106 |
| Note 25 | | |
| Other Income | | |
| (a) Interest income earned on financial assets that are designated at fair value through profit or loss | | |
| -On rent deposits | 31,639 | 1,71,290 |
| (b) Interest on income tax refund | 6,97,923 | 4,46,441 |
| (c) Balances no more payable written back | 5,79,826 | 11,02,739 |
| (d) Net reversal on de-recognition of lease liabilities and Right of Use Assets | 4,65,665 | - |
| (e) Net Foreign Exchange Gain | 1,15,738 | 4,44,937 |
| (f) Others (aggregate of immaterial items) | - | 3,04,100 |
| Total | 18,90,791 | 24,69,507 |
| Note 26 | | |
| Changes in inventory of stock-in-trade | | |
| Opening Stock | 29,97,379 | 69,17,663 |
| Closing Stock | 20,63,522 | 29,97,379 |
| (Increase)/ decrease in inventory | 9,33,857 | 39,20,284 |
| Note 27 | | |
| Employee benefit expenses | | |
| Salaries, Wages and Bonus | 6,55,51,097 | 8,66,33,322 |
| Consultancy charges of functional resources | 2,02,05,202 | 1,67,13,018 |
| Contribution to Provident and Other Funds | 16,91,412 | 19,46,760 |
| Gratuity expenses | 22,77,399 | 21,00,657 |
| Staff Welfare Expenses | 19,30,300 | 31,58,415 |
| Total | 9,16,55,410 | 11,05,52,172 |
| Note 28 | | |
| Finance Cost | | |
| a) Interest costs: | | |
| Interest on bank overdrafts and loans | 1,06,14,678 | 87,85,330 |
| Interest on lease liabilities (Refer Note No.31.9) | - | 6,64,486 |
| Interest on delayed payment of dues to MSME vendors (Refer Note No.31.10) | 2,13,371 | 5,15,822 |
| Interest on delayed payment of statutory dues | 5,82,273 | 2,39,137 |
| b) Other borrowing Costs | 3,10,000 | 2,94,013 |
| Total | 1,17,20,322 | 1,04,98,788 |



RANE T4U PRIVATE LIMITED
NOTES FORMING PART OF THE FINANCIAL STATEMENTS

(Amounts in Indian Rupees)

| Particulars | Year ended March 31, 2021 | Year ended March 31, 2020 |
|---|------------------------------|------------------------------|
| Note 29 | | |
| Depreciation and amortisation expense | | |
| Depreciation on Property, plant and equipment pertaining to continuing operations (Refer Note No.2) | 31,45,622 | 52,31,717 |
| Amortisation of right to use assets (Refer Note No.3 and 31.9) | 6,57,197 | 43,25,113 |
| Amortisation of Intangible assets (Refer Note No.4) | 78,08,835 | 82,73,316 |
| Total | 1,16,11,654 | 1,78,30,146 |
| Note 30 | | |
| Other Expenses | | |
| Field and other support services | 1,95,55,959 | 2,70,40,039 |
| IT Infrastructure and hosting services | 1,80,05,422 | 2,71,33,626 |
| Power and Fuel | 1,90,924 | 12,41,551 |
| Rent | 17,60,535 | 24,93,667 |
| Travelling and Conveyance | 10,30,341 | 45,26,369 |
| Repairs and Maintenance | | |
| - Buildings | 9,95,583 | 26,65,614 |
| - Others | 9,30,995 | 10,34,622 |
| Insurance | 93,315 | 1,37,236 |
| Watch & ward expenses | 5,19,132 | 10,59,558 |
| Rates and Taxes | 2,50,107 | 18,90,916 |
| Auditors' Remuneration (Refer Note No.30.1) | 4,40,000 | 4,57,525 |
| Professional Charges | 12,81,716 | 20,32,154 |
| Advertisement and Sales Promotion | 5,78,826 | 8,06,071 |
| Bank Charges | 1,30,840 | 2,46,148 |
| Administration expenses | 7,91,682 | 14,72,164 |
| Provision for doubtful debts | 14,57,738 | 85,80,892 |
| Bad debts written off | 22,663 | - |
| Loss on discarding of Property, Plant & Equipment (net) | 6,10,892 | 7,04,131 |
| Total | 4,86,46,670 | 8,35,22,283 |
| 30.1. Payment to auditors | | |
| For audit | 2,40,000 | 2,40,000 |
| For tax audit | 80,000 | 80,000 |
| For limited review | 90,000 | 90,000 |
| For certification work | 10,000 | - |
| For taxation services | 20,000 | 20,000 |
| For reimbursement of expenses | - | 27,525 |
| Total | 4,40,000 | 4,57,525 |



RANE T4U PRIVATE LIMITED
NOTES FORMING PART OF THE FINANCIAL STATEMENTS

(Amounts in Indian Rupees)

| Note 31 | Year ended March 31, 2021 | Year ended March 31, 2020 |
|---|------------------------------|------------------------------|
| 1 INCOME TAX EXPENSE | | |
| 1.01 Current tax | | |
| In respect of current year (ineligible foreign tax credits written off) | 6,19,138 | 7,13,673 |
| In respect of prior years (ineligible foreign and Indian tax credits written off) | 2,16,968 | 2,43,340 |
| | 8,36,106 | 9,57,013 |
| 1.02 Deferred tax | (1,38,02,000) | (1,69,37,000) |
| | (1,38,02,000) | (1,69,37,000) |
| Total income tax expense | (1,29,65,894) | (1,59,79,987) |

| | Year ended March 31, 2021 | Year ended March 31, 2020 |
|---|------------------------------|------------------------------|
| 2 EARNINGS PER SHARE | | |
| 2.01 Basic Earnings per share | | |
| A Profit for the year | (4,79,67,528) | (4,32,22,260) |
| B Weighted average number of shares outstanding (B) | 16,67,000 | 16,67,000 |
| A/B Total basic earnings per share (A/B) | (28.77) | (25.93) |
| 2.02 Diluted Earnings per share | | |
| C Profit for the year (A) | (4,79,67,528) | (4,32,22,260) |
| D Weighted average number of shares outstanding (B) | 2,95,17,000 | 2,87,67,000 |
| C/D Total diluted earnings per share (A/B) | (1.63) | (1.50) |



3 SEGMENT REPORTING

The Company is engaged in the business of providing technological services for transportation industry by designing and developing, promoting and marketing telematics, vehicle intelligence, remote monitoring related products and services globally. The Chief Operating Decision Maker (Board of Directors) review the operating results as a whole for purposes of making decisions about resources to be allocated and assess its performance, the entire operations are to be classified as a single business segment, namely IoT (Internet of Things) Solutions for transportation industry. The geographical segments considered for disclosure are - India and Rest of the World.

3.01 Geographical Information

| Particulars | Revenue from customers | | Non - current assets** | |
|---------------|-------------------------|-------------------------|-------------------------|-------------------------|
| | As at March 31, 2021 | As at March 31, 2020 | As at March 31, 2021 | As at March 31, 2020 |
| India | 9,47,93,878 | 17,05,06,028 | 9,84,50,290 | 10,57,05,082 |
| Rest of World | 1,32,77,656 | 2,44,55,967 | - | - |
| Total | 10,80,71,534 | 19,49,61,995 | 9,84,50,290 | 10,57,05,082 |

** Non-current assets are used in the operations of the Company to generate revenues both in India and outside India.

3.02 Information about major customers

| Particulars | As at March 31, 2021 | As at March 31, 2020 |
|--|-------------------------|-------------------------|
| Revenue from sale of products and services to largest customers (individually greater than 10% of total sales) | 2,75,54,215 | 9,21,49,596 |

4 Going Concern

The Company has incurred a net loss during the year and the accumulated losses at the balance sheet date has exceeded the networth as of that date. Also the current liabilities are in excess of the current assets. Considering the expected increase in business, there would be reasonable profits in the near future to enable the Company to realise its assets and discharge its liabilities under normal course of its business and in addition there would be continued support from the holding company as and when required. Accordingly, these financial statements have been prepared on Going Concern assumption which is considered appropriate.

5 Disaggregate revenue information

The table below presents disaggregated revenues from contracts with customers for the year ended March 31, 2021 by offerings and contract-type. The Company believe that this disaggregation best depicts how the nature, amount, timing and uncertainty of our revenues and cashflows are affected by industry, market and other economic factors.

| Particulars | March 31, 2021 | March 31, 2020 |
|---------------------------------|---------------------|---------------------|
| Revenue by offerings | | |
| Hardware Revenue | 1,00,49,369 | 4,09,19,889 |
| Service Revenue | 9,80,22,165 | 15,40,42,106 |
| Total | 10,80,71,534 | 19,49,61,995 |
| Revenue by contract type | | |
| Fixed price | 10,61,49,264 | 14,63,85,635 |
| Time and material | 19,22,270 | 4,85,76,360 |
| Total | 10,80,71,534 | 19,49,61,995 |



(Amounts in Indian Rupees)

6 EMPLOYEE BENEFIT PLANS

6.01 Defined contribution plans

The Company has recognised Rs.16,89,132/- (Previous Year: Rs.19,43,880/-) as expense in Statement of Profit or Loss towards defined contribution plans. The contributions payable to these plans by the Company are at rates specified in the rules of the schemes.

6.02 Defined benefit plans

Gratuity -

Every employee is entitled to a benefit equivalent to fifteen days salary last drawn for each completed year of service in line with the Payment of Gratuity Act, 1972. The same is payable at the time of separation from the Company or retirement, whichever is earlier. The benefits vest after five years of continuous service.

In respect of Gratuity plan, the most recent actuarial valuation of the present value of the defined benefit obligation were carried out as on March 31, 2021. The present value of the defined benefit obligation, and the related current service cost and past service cost, were measured using the projected unit credit method.

The Company is exposed to various risks in providing the above gratuity benefit which are as follows:

Interest Rate risk : The plan exposes the Company to the risk of fall in interest rates. A fall in interest rates will result in an increase in the ultimate cost of providing the above benefit and will thus result in an increase in the value of the liability (as shown in financial statements).

Investment Risk : The probability or likelihood of occurrence of losses relative to the expected return on any particular investment.

Salary Escalation Risk : The present value of the defined benefit plan is calculated with the assumption of salary increase rate of plan participants in future. Deviation in the rate of increase of salary in future for plan participants from the rate of increase in salary used to determine the present value of obligation will have a bearing on the plan's liability.

Demographic Risk : The Company has used certain mortality and attrition assumptions in valuation of the liability. The Company is exposed to the risk of actual experience turning out to be worse compared to the assumption.

The following table sets forth the status of the Gratuity Plan of the Company and the amount recognized in the Balance Sheet and Statement of Profit and Loss.

| Particulars | Gratuity (Unfunded) | |
|--|---------------------|-------------|
| | 2020-21 | 2019-20 |
| Present Value of obligations at the beginning of the year | 73,71,384 | 70,34,484 |
| Current service cost | 19,05,466 | 16,01,381 |
| Past service cost | - | - |
| Interest Cost | 3,71,933 | 4,49,502 |
| Re-measurement (gains)/losses: | | |
| - Actuarial gains and losses arising from experience adjustment | (21,38,588) | (10,62,985) |
| Benefits paid | (4,37,640) | (6,50,998) |
| Present Value of obligations at the end of the year | 70,72,555 | 73,71,384 |
| Changes in the fair value of planned assets | | |
| Fair value of plan assets at beginning of year | - | - |
| Expected Return on plan assets | - | - |
| Contributions from the employer | - | - |
| Benefits Paid | - | - |
| Actuarial gain/ (loss) on plan assets | - | - |
| Fair Value of plan assets at the end of the year | - | - |
| Amounts recognized in the Balance Sheet | | |
| Projected benefit obligation at the end of the year | 70,72,555 | 73,71,384 |
| Fair value of plan assets at end of the year | - | - |
| Funded status of the plans - Liability recognised in the balance sheet | 70,72,555 | 73,71,384 |
| Components of defined benefit cost recognised in profit or loss | | |
| Current service cost | 19,05,466 | 16,01,381 |
| Past service cost | - | - |
| Net Interest Expense | 3,71,933 | 4,49,502 |
| Net Cost in Profit or Loss | 22,77,399 | 20,50,883 |



RANE T4U PRIVATE LIMITED
NOTES FORMING PART OF THE FINANCIAL STATEMENTS

| Components of defined benefit cost recognised in Other Comprehensive income | | (Amounts in Indian Rupees) | |
|---|--|----------------------------|-------------|
| Remeasurement on the net defined benefit liability: | | | |
| - Actuarial gains and losses arising on Plan obligations | | (21,38,588) | (10,62,985) |
| - Actuarial gains and losses arising on Plan assets | | - | - |
| Net Cost in Other Comprehensive Income | | (21,38,588) | (10,62,985) |

| Assumptions | March 31, 2021 | March 31, 2020 |
|--|----------------|----------------|
| Discount rate | | |
| Expected rate of salary increases | 4.20% | 5.20% |
| Executive Managers & Below / Senior Manager & Above | | |
| Expected rate of attrition | 12.00% | 12.00% |
| Other Executives and Staff | | |
| Average age of members | 47.00% | 47.00% |
| Expected average remaining working lives of employees (in years) * | 35.78 | 34.30 |
| Average duration of defined benefit obligation (in years) | 2.08 | 2.09 |
| | 2.09 | 2.14 |

* It is actuarially calculated term of the liability using probabilities of death, withdrawal and retirement.

Significant actuarial assumptions for the determination of the defined benefit obligation are discount rate and expected salary increase. The sensitivity analysis below have been determined based on reasonably possible changes of the assumptions occurring at the end of the reporting period, while holding all other assumptions constant. The results of sensitivity analysis is given below:

| Particulars | Impact on defined benefit obligation | |
|----------------------------|--------------------------------------|----------------|
| | March 31, 2021 | March 31, 2020 |
| Salary growth rate | | |
| - 1% increase (+100 BP) | 71,35,141 | 74,40,086 |
| - 1% decrease (-100 BP) | 70,10,153 | 73,03,777 |
| Discount rate | | |
| - increase of 1% (+100 BP) | 69,55,311 | 72,44,653 |
| - decrease of 1% (-100 BP) | 71,95,219 | 75,03,855 |

The sensitivity analysis presented above may not be representative of the actual change in the defined benefit obligation as it is unlikely that the change in assumptions would occur in isolation of one another as some of the assumptions may be correlated. Furthermore, in presenting the above sensitivity analysis, the present value of the defined benefit obligation has been calculated using the projected unit credit method at the end of the reporting period, which is the same as that applied in calculating the defined benefit obligation liability recognised in the balance sheet.

There was no change in the methods of assumptions used in preparing the sensitivity analysis from prior years.

The Company's best estimate of the benefit payments expected to be paid on this plan during the next year is Rs.36,57,000/- (Previous Year: Rs.36,70,000/-).

6.03 Long Term Compensated Absence

The assumptions used for computing the long term accumulated compensated absences on actuarial basis are as follows -

| Assumptions | 2020-21 | 2019-20 |
|--|---------|---------|
| Discount rate | 4.20% | 5.20% |
| Expected rate of salary increases | | |
| Executives Managers & Below / Senior Manager & Above | 12.00% | 12.00% |
| Expected rate of attrition | | |
| Executives and Staff | 47.00% | 47.00% |

6.04 Defined contribution plan

During the year the following amounts have been recognised in the statement of Profit and loss on account of defined contribution plans

| Particulars | 2020-21 | 2019-20 |
|--|-----------|-----------|
| Employer's contribution to Provident Fund | 16,81,068 | 19,29,513 |
| Employer's contribution to Employees State Insurance | 8,064 | 14,367 |



RANE T4U PRIVATE LIMITED
NOTES FORMING PART OF THE FINANCIAL STATEMENTS

7 RELATED PARTY DISCLOSURES

7.01 Names of related parties and nature of relationship:

List of related parties where control exists

(i) Holding Company

Rane Holdings Limited (RHL)

Other related parties where transactions have taken place during the year

(ii) Key Management Personnel (KMP)

Mr. Pratap Chandra Hegde, Executive Director

7.02 The above information regarding related parties have been determined to the extent such parties have been identified on the basis of information available with the Company.

7.03 Transactions / Balances

| Description | Holding Company | | KMP | | Total | |
|---|-----------------|-------------|-----------|-----------|-------------|-------------|
| | 2020-21 | 2019-20 | 2020-21 | 2019-20 | 2020-21 | 2019-20 |
| Transactions during the year | | | | | | |
| Issue of Compulsorily Convertible Preference Shares | - | 3,50,00,000 | - | - | - | 3,50,00,000 |
| Remuneration to Executive Director * | - | - | 58,87,600 | 65,00,000 | 58,87,600 | 65,00,000 |
| Unsecured Loan from Holding Company | 3,00,00,000 | - | - | - | 3,00,00,000 | - |
| Interest on Unsecured Loan | 3,18,329 | - | - | - | 3,18,329 | - |
| Balance as at year end | | | | | | |
| Payable | - | - | - | - | - | - |
| Remuneration Payable | - | - | 4,31,144 | 3,50,000 | 4,31,144 | 3,50,000 |
| Unsecured Loan from Holding Company | 3,00,00,000 | - | - | - | 3,00,00,000 | - |
| Interest on Unsecured Loan | 3,18,329 | - | - | - | 3,18,329 | - |
| Receivables | - | - | - | - | - | - |
| Dues for sale of shares of M/s Advise Analytics Pvt. Ltd. | - | - | 5,60,000 | 5,60,000 | 5,60,000 | 5,60,000 |
| Advance for expenses | - | - | - | - | - | - |

* Remuneration to Key Management personnel Mr. Pratap Chandra Hegde, Executive Director

| Particulars | Year ended | |
|-------------------------------|----------------|----------------|
| | March 31, 2021 | March 31, 2020 |
| Short term benefits paid | 58,66,000 | 64,78,400 |
| Other Long term benefits paid | 21,600 | 21,600 |
| Total | 58,87,600 | 65,00,000 |



RANE T4U PRIVATE LIMITED
NOTES FORMING PART OF THE FINANCIAL STATEMENTS

8 Contingent liabilities (to the extent not provided for) & Commitments

(Amounts in Indian Rupees)

8.01 Contingent liabilities - Nil (Previous Year - Nil)

8.02 Commitments

| Particulars | Year ended | |
|---|----------------|----------------|
| | March 31, 2021 | March 31, 2020 |
| Estimated amount of contracts, net of advances paid thereon, remaining to be executed on capital account and not provided for | - | 4,20,000 |

9 Disclosure as required under Ind AS 116

9.01 Impact on transition to Ind AS 116

On transition to Ind AS 116, the Company recognized right-of-use assets and lease liabilities. The impact on transition is summarized below:

| Particulars | 2020-21 | 2019-20 |
|--|---------|---------------|
| Right of use assets - property plant and equipment | - | 1,19,17,331 |
| Lease liabilities | - | (1,19,17,331) |

9.02 The Company leases office premises facilities. During the year, the Company has vacated some of the leased premises and reduced the lease term of other premises to less than 12 months. Information about leases for which the Company is a lessee is presented below.

a) Right-of-use assets - Building

| Particulars | 2020-21 | 2019-20 |
|---|-----------|-----------|
| Balance as at the beginning of the year | 75,92,218 | 56,55,068 |
| Additions to right of use asset | - | 62,62,263 |
| Amortisation during the year | 6,57,197 | 43,25,113 |
| De-recognition of right of use assets | 69,35,021 | - |
| Balance as at the end of the year | - | 75,92,218 |

b) Lease liabilities

Maturity analysis - contractual discounted cash flows

| Particulars | 2020-21 | 2019-20 |
|------------------------|---------|-------------|
| Contractual cash flows | | |
| 0-1 year | - | 91,84,542 |
| 1-5 years | - | 19,42,398 |
| 5 years and above | - | - |
| | - | 1,11,26,940 |

The Company incurred Rs.17,60,535 (Previous year Rs.23,25,672) for the year ended March 31, 2021 towards expenses relating to short termed leases.

Interest on lease liabilities is Nil (Previous year Rs.6,64,486) for the year ended on March 31, 2021.

The total cash outflow for leases is Rs.29,51,730 (Previous year Rs.37,80,548) for the year ended March 31, 2021, including cash outflow of short-term leases. The Company has lease term extension options that are not reflected in the measurement of lease liabilities.



(Amounts in Indian Rupees)

10 Dues to micro and small enterprises

Disclosure required under the Micro, Small and Medium Enterprises Development Act, 2006 are given as follows:

| Particulars | For the year ended March 31, 2021 | For the year ended March 31, 2020 |
|--|-----------------------------------|-----------------------------------|
| Principal amount due to suppliers registered under the MSMED Act and remaining unpaid as at year end | 28,01,930 | 98,09,058 |
| Interest due to suppliers registered under the MSMED Act and remaining unpaid as at year end | 2,03,512 | 69,799 |
| Principal amounts paid to suppliers registered under the MSMED Act, beyond the appointed day during the year | 2,61,97,448 | 1,65,16,740 |
| Interest paid, other than under Section 16 of MSMED Act, to suppliers registered under the MSMED Act, beyond the appointed day during the year | - | - |
| Interest paid, under Section 16 of MSMED Act, to suppliers registered under the MSMED Act, beyond the appointed day during the year | 9,858 | 4,46,023 |
| Interest due and payable towards suppliers registered under MSMED Act, for payments already made | 1,75,693 | 12,025 |
| Further interest remaining due and payable for earlier years | - | - |

11 Additional information to Financial statements

| Particulars | As at March 31, 2021 | As at March 31, 2020 |
|--|----------------------|----------------------|
| a) CIF Value of imports : | | |
| i) Traded Goods | 1,668 | 2,39,318 |
| | 1,668 | 2,39,318 |
| b) Expenditure in foreign currency | | |
| i) Travelling Expenses | - | 99,811 |
| ii) Purchase of R&D Equipments | - | 33,724 |
| | - | 1,33,535 |
| c) Earnings in foreign currency | | |
| FOB Value of exports: | | |
| Sale of products | - | 3,48,814 |
| Sale of services | 1,32,77,656 | 2,41,07,153 |
| | 1,32,77,656 | 2,44,55,967 |
| d) Other Financial information | | |
| i) Net exchange difference debited/ (credited) to the Statement of Profit and Loss | (1,15,738) | (4,44,937) |

12 The balances of trade receivables, trade payables and some of the bank balances are subject to confirmation. In the opinion of management, current assets, loans and advances have a value not less than what is stated in the financial statements, if realized in the ordinary course of business.



RANE T4U PRIVATE LIMITED
NOTES FORMING PART OF THE FINANCIAL STATEMENTS
13. UNHEDGED FOREIGN CURRENCY EXPOSURE

| Particulars | As at March 31, 2021 | | | As at March 31, 2020 | | |
|-------------------|----------------------|----------------------------------|---------------|----------------------|----------------------------------|---------------|
| | Exchange Rate (INR) | Amount in Foreign Currency (USD) | Amount in INR | Exchange Rate (INR) | Amount in Foreign Currency (USD) | Amount in INR |
| Assets | | | | | | |
| Trade Receivables | 74.90 | 70,929 | 53,12,598 | 74.50 | 86,137 | 64,17,207 |

14. Financial Instruments

14.1 Capital management

For the purpose of the Company's capital management, capital includes issued capital, other equity reserves attributable to the equity shareholders of the Company and debt. The primary objective of the Company when managing capital is to safeguard its ability to continue as a going concern, and to maintain an optimal capital structure so as to maximize shareholder value and reduce the cost of capital. The Company determines the capital funding requirement based on its long term budgets, which are met through equity, instruments entirely equity in nature, internal accruals and a combination of both long-term and short-term borrowings.

(Amounts in Indian Rupees)

| 14.2 Categories of financial instruments | As at March 31, 2021 | As at March 31, 2020 |
|---|----------------------|----------------------|
| Financial assets | | |
| Measured at fair value through profit or loss (FVTPL) | | |
| (a) Designated as at FVTPL | 9,83,092 | 32,84,167 |
| Measured at amortised cost | | |
| - Trade receivables | 1,22,75,469 | 4,32,83,616 |
| - Cash and cash equivalents | 13,961 | 38,297 |
| - Other financial assets (Current) | 45,31,227 | 47,63,113 |
| - Other financial assets (Non-Current) | 30,05,850 | 27,85,850 |
| Financial liabilities | | |
| Measured at amortised cost | | |
| - Borrowings (Non-current) | 4,05,58,352 | 4,16,64,592 |
| - Borrowings (Current) | 3,99,12,675 | 2,96,52,427 |
| - Trade payables | 1,36,77,192 | 3,25,80,067 |
| - Other financial liabilities (Non-current) | - | 19,42,398 |
| - Other financial liabilities (current) | 4,33,10,867 | 1,78,27,816 |

14.3 Financial risk management

The Company is exposed to Market risk, Credit risk and Liquidity risk. The Board of Directors ('Board') oversee the management of these financial risks. The Company monitors and manages the financial risks relating to the operations of the Company through internal risk reports which analyse exposures by degree and magnitude of risks.

The following disclosures summarize the Company's exposure to financial risks. Quantitative sensitivity analysis have been provided to reflect the impact of reasonably possible changes in market rates on the financial results, cash flows and financial position of the Company.

14.3.1 Market Risk

Market risk is the risk that the fair value of future cash flows of a financial instrument will fluctuate because of changes in market conditions. Market risk mainly comprises of interest rate risk and currency risk. Financial instruments affected by market risk includes borrowings, investments, trade payables, trade receivables and derivative financial instruments. The company's activities expose it primarily to the financial risks of changes in foreign currency exchange rates, interest rates and other price risk.

There has been no material change to the Company's exposure to market risks or the manner in which these risks are being managed and measured.

(a) Interest rate risk

Interest rate risk is the risk that the fair value or future cash flows of a financial instrument will fluctuate because of changes in market interest rates. The company's exposure to changes in interest rates primarily relates to the Company's outstanding floating rate debt. The company has mainly INR denominated long term debt which are subject to annual interest rate reset. Based on the past experience the variability of interest on such INR denominated loans is not expected to be material.



RANE T4U PRIVATE LIMITED
NOTES FORMING PART OF THE FINANCIAL STATEMENTS

(b) Foreign Currency risk

The Company undertakes transactions denominated in foreign currencies; consequently, exposures to exchange rate fluctuations arise. Since most of the transactions of the Company are denominated in its functional currency (INR), there is no material amount of foreign exchange fluctuation which affects the profitability of the Company and its financial position. Hence the Company does not enter into any derivative contracts to hedge its foreign currency exposures.

The carrying amounts of the Company's foreign currency denominated monetary assets and monetary liabilities at the end of the reporting period are as follows :

| Currency | (Amounts in Indian Rupees) | | | |
|----------|----------------------------|----------------|----------------|----------------|
| | Liabilities as at | | Assets as at | |
| | March 31, 2021 | March 31, 2020 | March 31, 2021 | March 31, 2020 |
| USD | - | - | 53,12,598 | 64,17,207 |

Foreign Currency sensitivity analysis

The below table demonstrates the sensitivity to a 5% increase or decrease in the relevant foreign currency against INR, with all other variables held constant. The sensitivity analysis is prepared on the net unhedged exposure of the Company as at the reporting date. 5% represents management's assessment of reasonably possible change in foreign exchange rate.

| Particulars | (Amounts in Indian Rupees) | | | |
|-----------------------|---------------------------------------|-----------------|--|-----------------|
| | Impact on profit or loss for the year | | Impact on total equity as at the end of the reporting period | |
| | 2020-21 | 2019-20 | March 31, 2021 | March 31, 2020 |
| Financial Assets | | | | |
| USD | 2,65,630 | 3,20,860 | 1,96,566 | 2,37,436 |
| Financial Liabilities | | | | |
| USD | - | - | - | - |
| Total | 2,65,630 | 3,20,860 | 1,96,566 | 2,37,436 |

In management's opinion, the sensitivity analysis is unrepresentative of the inherent foreign exchange risk because the exposure at the end of the reporting period does not reflect the exposure during the year.

14.3.2 Credit risk

Credit risk refers to the risk that a counterparty will default on its contractual obligations resulting in financial loss to the Company. The Company has adopted a policy of only dealing with creditworthy counterparties as a means of mitigating the risk of financial loss from defaults. The Company's exposure of its counterparties are continuously monitored and the aggregate value of transactions concluded is spread amongst counterparties. Credit exposure is controlled by counterparty limits that are reviewed and approved by the management.

Trade receivables consist of a number of customers whose ongoing credit evaluation is performed on the financial condition of accounts receivable. Credit risk arising from other balances with banks is limited and there is no collateral held against these because the counterparty is a bank.

Apart from the following 8 counterparties, the Company does not have significant credit risk exposure to any single counterparty.

1. Muscat Smart Technology
2. MJUNCTION Services Limited
3. Goodsmover Technologies
4. NTC Logistics India Pvt Ltd
5. Vedanta Limited
6. DC Office - Chikkaballapura

Concentration of credit risk related to each of these counterparties individually did not exceed 20% of gross monetary assets at any time during the year. Concentration of credit risk to any other counterparty did not exceed 5% of gross monetary assets at any time during the year.

Expected credit loss for trade receivables under simplified approach

In determining the allowances for credit losses of trade receivables, the Company has used a practical expedient by computing the expected credit loss allowance for trade receivables based on a provision matrix. The provision matrix takes into account historical credit loss experience and is adjusted for forward looking information. The expected credit loss allowance is based on the ageing of the receivables that are due and percentage used in the provision matrix.

Movements in allowance for credit losses of receivables is as below:

| Particulars | (Amounts in Indian Rupees) | |
|---|----------------------------|---------------------------|
| | Year ended March 31, 2021 | Year ended March 31, 2020 |
| Balance at the beginning of the year | 1,41,81,483 | 56,00,591 |
| Charge in statement of profit and loss | 14,57,738 | 85,80,892 |
| Release to statement of profit and loss | - | - |
| Utilised during the year | - | - |
| Balance at the end of the year | 1,56,39,221 | 1,41,81,483 |

14.3.3 Liquidity risk

Ultimate responsibility for liquidity risk management rests with the board of directors, which has established an appropriate liquidity risk management framework for the management of the Company's short-term, medium-term and long-term funding and liquidity management requirements. The Company manages liquidity risk by maintaining adequate reserves, banking facilities and reserve borrowing facilities, by continuously monitoring forecast and actual cash flows, and by matching the maturity profiles of financial assets and liabilities.



RANE T4U PRIVATE LIMITED

NOTES FORMING PART OF THE FINANCIAL STATEMENTS

The following tables detail the Company's remaining contractual maturity for its non-derivative financial liabilities with agreed repayment periods. The tables have been drawn up based on the undiscounted cash flows of financial liabilities based on the earliest date on which the Company can be required to pay.

| Particulars | (Amounts in Indian Rupees) | | | | |
|---------------------------------------|----------------------------|--------------------|-------------------|---------------------|---------------------|
| | Less than 1 year | 1-5 years | More than 5 years | Total | Carrying Value |
| March 31, 2021 | | | | | |
| Borrowings | 3,99,12,675 | 4,05,58,352 | - | 8,04,71,027 | 8,04,71,027 |
| Long term finance liabilities - debt | - | - | - | - | - |
| Trade payables | 1,36,77,192 | - | - | 1,36,77,192 | 1,36,77,192 |
| Short term finance liabilities - debt | - | - | - | - | - |
| Other Financial Liabilities | 4,26,97,132 | - | - | 4,26,97,132 | 4,26,97,132 |
| Total | 9,62,86,999 | 4,05,58,352 | - | 13,68,45,351 | 13,68,45,351 |
| March 31, 2020 | | | | | |
| Borrowings | 2,96,52,427 | 4,16,64,592 | - | 7,13,17,019 | 7,13,17,019 |
| Long term finance liabilities - debt | - | 19,42,398 | - | 19,42,398 | 19,42,398 |
| Trade payables | 3,25,80,067 | - | - | 3,25,80,067 | 3,25,80,067 |
| Short term finance liabilities - debt | 91,84,542 | - | - | 91,84,542 | 91,84,542 |
| Other Financial Liabilities | 1,75,09,788 | - | - | 1,75,09,788 | 1,75,09,788 |
| Total | 8,89,26,824 | 4,36,06,990 | - | 13,25,33,814 | 13,25,33,814 |

15.

a) In view of business loss during the year and the brought forward business losses, no provision has been made for current taxes.
b) During the year the Company has evaluated the deferred tax asset/ liabilities arising from timing differences and the net result is an asset arising from business losses, unabsorbed depreciation and certain expenses allowed on payment basis as per Income Tax provisions. Considering the increased business, there would be reasonable profits in the near future to recover the deferred tax assets as at the balance sheet date. Accordingly the net deferred tax assets as at the balance sheet date has been recognised in the financial statements.

16. Consequent to the outbreak of the COVID-19 pandemic, the Indian government announced a lockdown in March 2020. Subsequently, the national lockdown was lifted by the government, but regional lockdowns continue to be implemented in areas with significant number of COVID-19 cases. Subsequently India has entered the second wave of the pandemic where the number of COVID-19 cases have increased significantly and has resulted in re-imposition of localised lockdowns in various parts of the Country. The Company has evaluated impact of COVID-19 pandemic on its business operations and financial position. The Company has achieved only 60% of its targeted revenue for the current year due to major disruptions in transportation industry and deferrals of expansion plans of various customers. The Company has incurred huge loss due to drop in turnover even though it has implemented various cost reduction measures during the year. However, the impact assessment of Financial Position in the backdrop of COVID-19 is a continuing process given the uncertainties associated with its nature and duration. Accordingly, the impact may be different from that estimated as at the date of approval of these financial results. The Company will continue to monitor any material changes to future economic conditions.

17. Previous year figures have been regrouped wherever required to conform to current year presentation.

For and on behalf of the Board of Directors

(Signature to Notes 1 to 31)

Harish Lakshman
Chairman
DIN : 00012602
Place: Chennai
Date:13-05-2021

Karthika M K
Chief Financial Officer
Place: Bengaluru
Date:13-05-2021

Anand S
Secretary
Place: Chennai
Date:13-05-2021

As per our report of even date attached
For Varma & Varma
Chartered Accountants
FRN 0045325

Georgy Mathew
Partner
M. No. 209645

Place: Bengaluru
Date:13-05-2021

